

# Explore It FOR LEADERS



---

## ESCAPE ACROSS THE RED SEA

---

📖 Exodus 13:18,21-22; Exodus 14:5-8,10-28,31 The way out of Egypt

🎯 Aim: To reflect on how God appears to you

In today's session we join the Israelites desperately trying to escape slavery in Egypt. Through their story we learn that God is faithful as he guides them through the wilderness with a pillar of cloud by day and a pillar of fire by night. God appears to them in many ways and guides them to safety through the parting of the Red Sea.

Each child will need:

- A range of craft resources – see Action It
- Bible verse wristband
- A prayer from the Prayer handout
- Explore It Ideas handout

You will need:

- To watch *God parts the Red Sea* by Willa's Arts and Crafts and perhaps make your own version, adapted if necessary – see Action It  
[www.youtube.com/watch?v=LDil7zAbhkY](http://www.youtube.com/watch?v=LDil7zAbhkY)

## Start It

💬 **Say:** In our story today, the Israelites tried to escape from their life of slavery in Egypt.

💬 **Say:** For our starter you are going to watch the clip of a group of chickens trying to escape from the horrible farmers, and then answer questions about what you have seen. You will get a point for each question you answer correctly.

## Video

*Chicken Run (2000)* Official trailer by ChickenRunMovie (2:21)

[www.youtube.com/watch?v=AEOtT7hUcDs](http://www.youtube.com/watch?v=AEOtT7hUcDs)

1. What is the name of the farm? Tweedy's Farm
2. How many dogs are guarding the farm? Two
3. What plan does the Scottish chicken come up with to escape? To go over the wire in a catapult
4. What is the name of the American rooster that comes to their rescue? Rocky
5. What machine do the Tweedys create to help them make money? A chicken pie machine
6. What does Rocky try and teach the chickens to do? Fly
7. Why doesn't Babs, the knitting chicken, want to be a pie? She doesn't like gravy

## Sing It

💬 **Say:** Our memory verse for this month is found in the story we will hear later. The Israelites faced an uncertain future, but Moses gave them these words of reassurance.

## Memory verse

**'You will only need to remain calm. The Lord will fight for you.'**

— (Exodus 14:14 *ICB*)

Give each member of the group a memory verse wristband and practise saying it together. The children could create actions to go with the verse to help them remember it.

**Say:** Just like our memory verse, today's song reminds us that we are not alone. When we feel afraid, we can always remember that God is with us.

'I won't be afraid' Cross Culture Norway VBS Music Video by Lifetree Kids (2:40)  
[www.youtube.com/watch?v=YhAH2zU8UiU](http://www.youtube.com/watch?v=YhAH2zU8UiU)

## Tell It

**Say:** Our story for today is found in the Old Testament book of Exodus. We join the Israelites as they desperately try to escape their life of slavery in Egypt.

**Say:** The main character in our story today is Moses. In the first chapter of Exodus, we discover that the king commanded all the baby boys to be killed. To save his life, Moses' mother wrapped him up, placed him in a basket and kept him safe in the tall reeds of the River Nile. Let's watch the clip to find out what happened next.

## Video

*Moses and the Red Sea* Stories of the Bible by Saddleback Kids (4:24)  
[www.youtube.com/watch?v=h5Sj-ZotsXw](http://www.youtube.com/watch?v=h5Sj-ZotsXw)

**Watch: 0:00 to 1:34.** 'God led them by a pillar of fire by night and a cloud by day.'

### Ask:

- Where did Moses grow up?
- Why did Moses run away from Egypt?
- What did God call Moses to do?

**Say:** There were ten plagues in Egypt until the Pharaoh finally gave in and told the Israelites they could leave.

**Ask:** What did the Israelites take with them?

(The bones mentioned belonged to Joseph, whom we heard about in June, with his amazingly coloured coat.)

**Say:** In Exodus 13:20-22 we discover how God led the Israelites to safety.

### Read:

**'The people of Israel left Succoth and camped at Etham. Etham was on the edge of the desert. The Lord showed them the way. During the day he went ahead of them in a pillar of cloud. And during the night the Lord was in a pillar of fire to give them light. They could travel during the day or night. The pillar of cloud was always with them during the day. And the pillar of fire was always with them at night.'**

— (Exodus 13:20-22 *ICB*)

### Ask:

- What do you think it would have been like to see God clearly guiding the people forward in such a dramatic way?
- In what way do you think it helped the people to keep trusting God?
- Would you like God to guide you in a similar way? What would that be like?

**Watch: 1:35 to 2:16.** 'Why did you bring us out here to die in the wilderness?'

**Ask:** How did Pharaoh react when he found out that the Israelites had escaped?

**Say:** As the Egyptian soldiers approached the camp, the Israelites began to panic.

**Read:**

**'The Israelites saw the king and his army coming after them. They were very frightened and cried to the Lord for help. They said to Moses, "What have you done to us? Why did you bring us out of Egypt to die in the desert? There were plenty of graves for us in Egypt. We told you in Egypt, 'Let us alone! Let us stay and serve the Egyptians.' Now we will die in the desert.'"**

— (Exodus 14:10-12 *ICB*)

**Ask:**

- Why do you think the Israelites wanted to go back to a life of slavery with the Egyptians?
- How do you think Moses felt when the people started to complain about their situation?

**💬 Say:** Sometimes, when we are uncertain about the future, it can be tempting to stick with what we know, rather than trust God to take us into the unknown. Moses reassured the people with the words of our memory verse for this month. Let's see if you can remember it.

**Memory verse**

**'You will only need to remain calm. The Lord will fight for you.'**

— (Exodus 14:14 *ICB*)

**Watch: 2:17 to 4:24.****Ask:**

- What amazing miracle happened when Moses raised his stick over the water?
- How did the Israelites escape?
- What happened to the Egyptian soldiers?
- How do you think this event changed the way the Israelites viewed God? Do you think it made them trust God more? If so, how?

**Read:**

**'When the people of Israel saw the great power that the Lord had used against the Egyptians, they feared the Lord. And they trusted the Lord and his servant Moses.'**

— (Exodus 14:31 *ICB*)

**💬 Say:** The story of the Israelites' escape from Egypt reminds us that we serve an amazing, powerful God who can be trusted.

## Action It

The clip below is only for the leader's use to explain how to create the basic parts of the craft project. It may be useful to attempt your own version prior to the session so that the children can see what they are making.

*God parts the Red Sea* by Willa's Arts and Crafts

[www.youtube.com/watch?v=LDil7zAbhkY](https://www.youtube.com/watch?v=LDil7zAbhkY)

You can adapt this activity depending on the time and resources you have available. The aim is to create a 'Red Sea' that parts to reveal the memory verse for this month. In the clip a lot of time is spent painting the different elements of the craft project. You could speed up this activity by using pre-cut coloured paper and giving the children a card version of Moses to cut out.

## Pray It

**💬 Say:** In today's story God guided the people through the wilderness with a pillar of cloud by day, and a pillar of fire by night. God guides us in lots of different ways, and although we may not have the same dramatic experience as the Israelites, he walks with us every day.

**Ask:** How does God guide you to trust and follow him?

**Say:** Our memory verse for this month reminds us that we can stay calm and trust in God as he is always with us.

Give each child a copy of the following prayer, from the Prayer handout. Read it together as a group and then encourage the children to use it in their prayer time at home.

**Dear God,**

**Thank you that no matter what I face, you are always with me. Help me to trust you in the good times and the bad times. When things are difficult, remind me of all the ways you have been faithful to me in the past. Help me to stay focused on you, rather than moaning and complaining like the Israelites. Help me to remain calm, certain that you are with me every step of my journey.**

**Amen.**

## Explore It

Remember to send home the *Explore It Ideas* for children and families.

# Explore It

## IDEAS

Here are some ideas for you to explore at home.

AUGUST  
SESSION 01

### ESCAPE ACROSS THE RED SEA

📖 Exodus 13:18,21-22; Exodus 14:5-8,10-28,31 The way out of Egypt

🎯 Aim: To reflect on how God appears to you

## FOR ME



### Discover

In this week's session we briefly mentioned what happened to Moses when he was a baby. Watch the clip to discover the full story.

*Baby Moses* Stories of the Bible by Saddleback Kids

[www.youtube.com/watch?v=hI9rDikU-FM](http://www.youtube.com/watch?v=hI9rDikU-FM)

## TOGETHER



### Share

In this week's session we watched the trailer from the animation classic *Chicken Run*. Grab some popcorn and have a movie night with the people at home to join in the adventures of Ginger, Rocky and all the other chickens at Tweedy's Farm.



### Song for the week

'I won't be afraid' Cross Culture Norway  
VBS Music Video by Lifetree Kids (2:48)

[www.youtube.com/watch?v=YhAH2zU8UiU](http://www.youtube.com/watch?v=YhAH2zU8UiU)



### Memory verse

**'You will only need to remain calm.  
The Lord will fight for you.'**

— (Exodus 14:14 ICB)

### KIDS ALIVE! ONLINE

[www.salvationarmy.org.uk/kidsalive](http://www.salvationarmy.org.uk/kidsalive)


*Kids Alive!* The UK's only weekly Christian comic – is filled with jokes, competitions, Bible-based cartoons and much more... and is now available to read online!







**'You will only need to remain calm. The Lord will fight for you.'**

(Exodus 14:14)



**'You will only need to remain calm. The Lord will fight for you.'**

(Exodus 14:14)



**'You will only need to remain calm. The Lord will fight for you.'**

(Exodus 14:14)



**'You will only need to remain calm. The Lord will fight for you.'**

(Exodus 14:14)



**'You will only need to remain calm. The Lord will fight for you.'**

(Exodus 14:14)



**'You will only need to remain calm. The Lord will fight for you.'**

(Exodus 14:14)



**'You will only need to  
remain calm. The Lord  
will fight for you.'**

(Exodus 14:14)

**'You will only need to  
remain calm. The Lord  
will fight for you.'**

(Exodus 14:14)

**'You will only need to  
remain calm. The Lord  
will fight for you.'**

(Exodus 14:14)

**'You will only need to  
remain calm. The Lord  
will fight for you.'**

(Exodus 14:14)

**'You will only need to  
remain calm. The Lord  
will fight for you.'**

(Exodus 14:14)

**'You will only need to  
remain calm. The Lord  
will fight for you.'**

(Exodus 14:14)

Dear God,

Thank you that no matter what I face, you are always with me. Help me to trust you in the good times and the bad times. When things are difficult, remind me of all the ways you have been faithful to me in the past. Help me to stay focused on you, rather than moaning and complaining like the Israelites. Help me to remain calm, certain that you are with me every step of my journey.

Amen

Dear God,

Thank you that no matter what I face, you are always with me. Help me to trust you in the good times and the bad times. When things are difficult, remind me of all the ways you have been faithful to me in the past. Help me to stay focused on you, rather than moaning and complaining like the Israelites. Help me to remain calm, certain that you are with me every step of my journey.

Amen

Dear God,

Thank you that no matter what I face, you are always with me. Help me to trust you in the good times and the bad times. When things are difficult, remind me of all the ways you have been faithful to me in the past. Help me to stay focused on you, rather than moaning and complaining like the Israelites. Help me to remain calm, certain that you are with me every step of my journey.

Amen

Dear God,

Thank you that no matter what I face, you are always with me. Help me to trust you in the good times and the bad times. When things are difficult, remind me of all the ways you have been faithful to me in the past. Help me to stay focused on you, rather than moaning and complaining like the Israelites. Help me to remain calm, certain that you are with me every step of my journey.

Amen



# Explore It

## FOR LEADERS



---

### MIRACLES IN THE WILDERNESS

---

**📖 Exodus 15:1-6,25; Exodus 16:3-8,19-20, 27-30; Exodus 17:6 The people demand food**

**🎯 Aim: To see how God helped Moses**

In today's session we see the wonderful way that God provided for the Israelites in the wilderness. Despite their moaning and complaining, God gave them food and water and reminded them of the importance of rest. We will also think about places in the world where water is difficult to come by and spend time praying for children who walk long distances to collect it.

Each child will need:

- A blue water droplet-shaped paper cut-out
- Pens/pencils
- Explore It Ideas handout

You will need:

- A device that counts steps, eg phone, smartwatch or pedometer
- A timer (optional)
- To create a water prayer display (optional) – see Pray It

## Start It

**🗣 Say:** Today's session is all about water. Listen carefully to the clip and see if you can guess what is happening.

### Video

*Guess the sound water sounds quiz* by Guess the Sound (4:29)

[www.youtube.com/watch?v=KsQds6TjROU](https://www.youtube.com/watch?v=KsQds6TjROU)

Each sound is played and then the answer is revealed. The timings below show the period when the sound is played. These timings should enable you to stop the clip at the appropriate point for the children to guess the sound. It doesn't matter if they don't get the answers spot on, as some of them are tricky. The aim is to recognise that there are many different water sounds we hear in this country.

0:08-0:14	Water pouring
0:22-0:30	Water drop
0:39-0:45	Whisking water
0:54-1:00	Rain water
1:10-1:16	Sea waves
1:25-1:31	Fountain water
1:41-1:46	Splashing
1:55-2:02	Toilet flush
2:12-2:18	Forest water fountain
2:27-3:33	Gargling

2:43-2:49	Drinking water
2:58-3:05	Canoe lake paddling (well done if they guess this one!)
3:14-3:20	Heavy rain on a lake
3:29-3:36	Swimming in a lake
3:45-3:51	Submarine sonar
4:01-4:06	Sinking in the sea

## Sing It

**Say:** Let's share our memory verse together that reminds us that God is always with us.

### Memory verse

**'You will only need to remain calm. The Lord will fight for you.'**

— (Exodus 14:14 *ICB*)

**Say:** Today's song reminds us of the way God led Moses and his people through the wilderness.

'God will guide us' HLA Wilderness Escape VBS by Lifetree Kids (2:34)

[www.youtube.com/watch?v=oQUNBTTdSd4](http://www.youtube.com/watch?v=oQUNBTTdSd4)

## Tell It

**Ask:** Can you remember what happened to the Israelites in our last session?

**Say:** After spending years as slaves in Egypt, God had set them free. To celebrate, Moses and the Israelites sang together. It's quite a long song, but here are a few verses.

### Read:

**'Then Moses and the Israelites sang this song to the Lord:**

**"I will sing to the Lord**

**because he is worthy of great honour.**

**He has thrown the horse and its rider**

**into the sea.**

**The Lord gives me strength and makes me sing.**

**He has saved me.**

**He is my God,**

**and I will praise him.**

**He is the God of my ancestors,**

**and I will honour him.**

**The Lord is a great warrior.**

**The Lord is his name.**

**The chariots and soldiers of the king of Egypt**

**he has thrown into the sea.**

**The king's best officers**

**are drowned in the Red Sea.**

**The deep waters covered them.**

**They sank to the bottom like a rock.**

**Your right hand, Lord,**

**is amazingly strong.**

**Lord, your right hand**

**broke the enemy into pieces."**

— (Exodus 15:1-6 *ICB*)

**Say:** God looked after the Israelites as they wandered through the wilderness. Despite all the celebrations it didn't take long for the Israelites to start complaining about how hungry they were. Let's recap what we discovered last session and see how God provided food for the people.

## Video

*God provided manna* by The Gospel Project – uploaded by Jesus City (2:59)  
[www.youtube.com/watch?v=CLZTILOfJ1U](http://www.youtube.com/watch?v=CLZTILOfJ1U)

**Watch: 0:00 to 1:44.** 'The Israelites ate manna for 40 years, the whole time they were in the wilderness.'

### Discuss:

- What were the Israelites complaining about? Where did they say they would rather be?
- How do you think Moses felt when he heard the people complaining again?
- What food did God provide for the Israelites, and what were the rules about eating it?
- What does 'manna' mean?
- In what ways did the Israelites break God's rules? Why do you think they did this?

**Say:** God had provided the Israelites with food, but now they started to complain about something else.

**Watch: 1:44 to 2:59.**

### Discuss:

- What were the Israelites complaining to Moses about now? What had they forgotten?
- What did God tell Moses to do? What happened?
- How do you think the Israelites felt when they saw this miracle?

**Say:** God provided the people with food and water to keep them strong and safe.

**Ask:** What other thing did he insist that they do once a week?

### Read:

**'On the seventh day some of the people went out to gather food, but they couldn't find any. Then the Lord said to Moses, "How long will all you people refuse to obey my commands and teachings? Look, the Lord has made the Sabbath a day of rest for all of you. So on the sixth day he will give you enough food for two days. But on the Sabbath each of you must stay where you are. Do not leave your house." So the people rested on the Sabbath.'**

— (Exodus 16:27-30 ICB)

### Ask:

- What three things did God provide for the people?
- How are these three things important to our health and wellbeing today?

## Action It

### Discuss

Ask the children if they like to drink water. Discuss their answers. Some might only like to drink it with ice, others might like to add juice to it, or some might not like drinking water at all. For those who do not like drinking water, would they give it a try if they had nothing else to drink? Talk about how easy it is for people in this country to access water compared to other places across the globe.

**Say:** On 12 August it is International Youth Day, and young people across the globe will be raising awareness of issues that impact their age group. In our Bible story today the Israelites struggled to find water. Many children across the world have to walk long distances to find water for their families to drink.

To get an idea of how far they have to walk, we are going to have a go ourselves. For this activity, you will need a phone, smartwatch or pedometer to count steps. Explain to the children that they are going to walk one kilometre together. They can either do this on the spot or walk around the room. On average, it takes an adult roughly 1,200 to 1,500 steps to walk one kilometre. As the group leader, you can decide how many steps the group needs to complete, and monitor it using your phone, smartwatch or pedometer.

Children who are unable to complete the walking part of this activity can time how long it takes for the group to walk one kilometre. They can then calculate how long it would take to collect water that is 10km and 50km away and share their findings with the group.

Watch the clip below and discuss some of the issues raised. Compare the distance they walked to some of the distances mentioned in the clip and the quality of the water many children have to drink at the end of their journey.

## Video

*How far would you walk to find clean drinking water?* by UNICEF (1:57)  
[www.youtube.com/watch?v=yRXmG1nBKIA](http://www.youtube.com/watch?v=yRXmG1nBKIA)

## Pray It

### Water prayers

Provide an opportunity for the children to pray for those in the world who struggle to find clean and safe water. Give each child a water droplet-shaped piece of blue paper. On each water droplet the children can write their own prayer.

If you have an appropriate space you could turn the water droplets into a display, placing a large silver tap at the top of the display board. The children's prayers could be displayed in a communal area at church, with additional water droplets provided for the wider church to write their prayers.

Alternatively, the children could take their water droplet prayer home to pray each day over the coming week.

## Explore It

Remember to send home the *Explore It Ideas* for children and families.

# Explore It

## IDEAS

Here are some ideas for you to explore at home.

AUGUST  
SESSION 02

### MIRACLES IN THE WILDERNESS

📖 Exodus 15:1-6,25; Exodus 16:3-8,19-20, 27-30; Exodus 17:6 The people demand food

🎯 Aim: To see how God helped Moses

## FOR ME



### Rest

In this week's story we discovered how much importance God places on rest.

During this week, try and find regular times to be quiet, be still and rest with God.

## TOGETHER



### Walk

In this week's session we discovered that children in Somalia often have to walk 10 kilometres to access water. This is around 6.2 miles and 12,000 steps.

Arrange a walk with the people at home to cover the same distance many children must travel to find water. When the walk is over, discuss together what it must feel like to have to do that walk every day.



### Song for the week

'God will guide us' HLA Wilderness  
Escape VBS by Lifetree Kids

[www.youtube.com/watch?v=oQUNBTTdSd4](http://www.youtube.com/watch?v=oQUNBTTdSd4)



### Memory verse

**'You will only need to remain calm.  
The Lord will fight for you.'**

— (Exodus 14:14 ICB)

## KIDS ALIVE! ONLINE

[www.salvationarmy.org.uk/kidsalive](http://www.salvationarmy.org.uk/kidsalive)

**Kids Alive!** The UK's only weekly Christian comic – is filled with jokes, competitions, Bible-based cartoons and much more... and is now available to read online!



# Explore It

## FOR LEADERS



---

### THE TEN COMMANDMENTS

---

📖 Exodus 19:16-20; Exodus 20:1-17,21-23; Exodus 24:15-18; Exodus 32:19-20 The Ten Commandments

🎯 **Aim:** To know the story of the Ten Commandments

In today's session we will learn more about the Ten Commandments. God put these special laws in place to teach his people how to love him and love others. We will also think about the way we can cause hurt to other people when we let them down, and the way God forgives us when we make mistakes.

Each child will need:

- A range of art and craft materials – see Action It
- Pens/pencils and paper
- Explore It Ideas handout

You will need:

- A timer

### Start It

Play a game of categories. For this challenge the children can either take individual turns or work in teams. Each team will be given a category (examples below) and will need to say ten things that fit that category. You will need to time the children, as the quickest time wins the game.

Examples of categories

- Disney films
- Boys' names
- Girls' names
- Sports
- Chocolate bars

### Sing It

🗣️ **Say:** In today's session we will learn all about the Ten Commandments God gave to his people. Let's sing a song that reminds us about the important rules God gave the Israelites.

'The Ten Commandments song' (with lyrics) video by Dita Anggraini  
[www.youtube.com/watch?v=vsUW8kOyG6I](https://www.youtube.com/watch?v=vsUW8kOyG6I)

### Tell It

🗣️ **Say:** The next part of our exciting story finds the Israelites camped near Mount Sinai.

**Read:**

'It was the morning of the third day. There was thunder and lightning with a thick cloud on the mountain. And there was a very loud blast from a trumpet. All the people in the camp were frightened. Then Moses led the people out of the camp to meet God. They stood at the foot of the mountain. Mount Sinai was covered with smoke. This happened because the Lord came down on it in fire. The smoke rose from the mountain like smoke from a furnace. And the whole mountain shook wildly. The sound from the trumpet became louder. Then Moses spoke, and the voice of God answered him.

'So the Lord came down on the top of Mount Sinai. Then he called Moses to come up to the top of the mountain. So Moses went up.'

— (Exodus 19:16-20 ICB)

**Ask:**

- Imagine you were Moses being called up the mountain by God. How would you be feeling?
- What do you think God wanted to say to Moses?

**Say:** Let's watch the clip to find out what happens next.

**Video**

*God gave the Ten Commandments* by The Gospel Project uploaded by Jesus City (2:53)  
[www.youtube.com/watch?v=LKzWZxkdV\\_A](http://www.youtube.com/watch?v=LKzWZxkdV_A)

**Ask:** How long had the Israelites been away from Egypt when they arrived at Mount Sinai?

**Say:** God wanted a special relationship with the Israelites, so he made an important agreement with them.

**Ask:** What agreement did God make with the people?

**Say:** The people agreed to do what God had said, but they didn't have a very good track record at following his rules.

**Ask:** Think back to last week's story. What rules did the people break regarding food, water and rest?

**Say:** God reminded the people of all the ways he had been there for them and how he had rescued them from Egypt. God wanted the best for them and gave them a set of commandments to follow.

**Ask:**

- What did the first four commandments teach the Israelites?
- What did the last six commandments teach the Israelites?

**Read:**

**'Then God spoke all these words:**

“I am the Lord your God. I brought you out of the land of Egypt where you were slaves.

“You must not have any other gods except me.

“You must not make for yourselves any idols. Don't make something that looks like anything in the sky above or on the earth below or in the water below the land. You must not worship or serve any idol. This is because I, the Lord your God, am a jealous God. A person may sin against me and hate me. I will punish his children, even his grandchildren and great-grandchildren. But I will be very kind to thousands who love me and obey my commands.

“You must not use the name of the Lord your God thoughtlessly. The Lord will punish anyone who is guilty and misuses his name.

“Remember to keep the Sabbath as a holy day. You may work and get everything done during six days each week. But the seventh day is a day of rest to honour the Lord your God. On that day no one may do any work: not you, your son or daughter, or your men or women slaves. Neither your animals nor the foreigners living in your cities may work. The reason is that in six days the Lord made everything. He made the sky, earth, sea and everything in them. And on the seventh day, he rested. So the Lord blessed the Sabbath day and made it holy.

“Honour your father and your mother. Then you will live a long time in the land. The Lord your God is going to give you this land.

“You must not murder anyone.

“You must not be guilty of adultery.

“You must not steal.

“You must not tell lies about your neighbour in court.

“You must not want to take your neighbour’s house. You must not want his wife or his men or women slaves. You must not want his ox or his donkey. You must not want to take anything that belongs to your neighbour.”

— (Exodus 20:1-17 ICB)

**Ask:**

- Do these commandments seem fair to you? Explain why.
- In what ways are they similar to the laws we have today?

**Say:** Moses went to meet with God on Mount Sinai and stayed there for a long time. The people were left at the base of the mountain.

**Ask:**

- Do you think the Israelites followed God’s laws? Explain why.
- What do you think happened while Moses was at the top of Mount Sinai?

**Read:**

‘The people saw that a long time had passed. And Moses had not come down from the mountain. So they gathered around Aaron. They said to him, “Moses led us out of Egypt. But we don’t know what has happened to him. So make us gods who will lead us.”

‘Aaron said to the people, “Take off the gold earrings that your wives, sons and daughters are wearing. Bring them to me.” So all the people took their gold earrings and brought them to Aaron. Aaron took the gold from the people. Then he melted it and made a statue of a calf. He finished it with a tool. Then the people said, “Israel! These are your gods who brought you out of the land of Egypt!”

‘Aaron saw all this, and he built an altar before the calf. Then he made an announcement. He said, “Tomorrow there will be a special feast to honour the Lord.” The people got up early the next morning. They offered whole burnt offerings and fellowship offerings. First the people sat down to eat and drink. Then they got up and had wild parties.’

— (Exodus 32:1-6 ICB)

‘When Moses came close to the camp, he saw the gold calf and the dancing. He became very angry. He threw down the stone tablets which he was carrying. He broke them at the bottom of the mountain. Then he took the calf that the people had made. He melted it in the fire. And he ground the gold until it became powder. He threw the powder into the water. And he forced the Israelites to drink that water.’

— (Exodus 32:19-20 ICB)

**Say:** Moses was only gone from the camp a couple of months and yet the people couldn’t even keep their side of the agreement for that long. This pattern of disobeying God continued for a long time.

## Action It

Ask the children to create their own depiction of the Ten Commandments. They may want to cut out two ‘stone tablets’ and use the original text from Exodus 20:1-17 to create their own version. Alternatively, they could use the simplified version of the Ten Commandments from the song in the Sing It section. If you have time, then you could sing the song through again.



1. God first.
2. No idols.
3. Don't misuse God's name.
4. Worship and rest.
5. Honour your parents.
6. No murder.
7. No adultery.
8. Don't steal.
9. Don't lie.
10. Don't covet.

They could create a poster, cartoon version, or let their imagination go wild. This activity should provide you with an opportunity to discuss each commandment and how it is relevant today. There will obviously need to be sensitive, age-appropriate discussions regarding some of the commandments.

## Pray It

### Ask:

- Which commandments focus on the way we should treat others?
- Why do you think God thought these were important?

**Say:** When we make mistakes and break these commandments, we can cause a lot of hurt to people. We may also experience the same hurt when someone else's mistake impacts us. In these moments it is important to ask God for forgiveness and try to make things right with the person we have hurt.

**Say:** We can sometimes feel embarrassed when our actions cause hurt to someone else, but it is important to bring these things to God in prayer and ask for forgiveness.

**Say:** Think about a time over the past week when you may have made a mistake that caused hurt to someone else. As the music plays, write a prayer asking God for forgiveness and for a way to make things right with the person you have hurt.

A video clip is provided, but the children only need to listen to the song.

### Listen

'You forgive me' Maker Fun Factory Music Video by Lifetree Kids (2:47)  
[www.youtube.com/watch?v=LO-2fm7IKcU](https://www.youtube.com/watch?v=LO-2fm7IKcU)

To bring the session to a close, share this month's memory verse together as a group.

### Memory verse

**'You will only need to remain calm. The Lord will fight for you.'**

— (Exodus 14:14 ICB)

## Explore It

Remember to send home the *Explore It Ideas* for children and families.

# Explore It

## IDEAS

Here are some ideas for you to explore at home.

AUGUST  
SESSION 03

### THE TEN COMMANDMENTS

📖 Exodus 19:16-20; Exodus 20:1-17,21-23; Exodus 24:15-18; Exodus 32:19-20 The Ten Commandments

🎯 Aim: To know the story of the Ten Commandments

## FOR ME



### Pray

During this week's session you took the time to think about the people you may have hurt through the mistakes you made. Spend time reading through your prayer and your solution to make things right. Pray for the person who was impacted by your choices and ask God to make the relationship right again.

## TOGETHER



### Share

Watch the clip with the people at home and talk about why forgiveness is so important to God.

*Out on a limb (Forgive)* by Saddleback Kids  
[www.youtube.com/watch?v=cN1xDhrqZRI](https://www.youtube.com/watch?v=cN1xDhrqZRI)



### Song for the week

'The Ten Commandments song' (with lyrics) video by Dita Anggraini

[www.youtube.com/watch?v=vsUW8kOyG6I](https://www.youtube.com/watch?v=vsUW8kOyG6I)



### Memory verse

**'You will only need to remain calm.  
The Lord will fight for you.'**

— (Exodus 14:14 ICB)

### KIDS ALIVE! ONLINE

[www.salvationarmy.org.uk/kidsalive](http://www.salvationarmy.org.uk/kidsalive)

*Kids Alive!* The UK's only weekly Christian comic – is filled with jokes, competitions, Bible-based cartoons and much more... and is now available to read online!



# Explore It

## FOR LEADERS



---

### THE ARK AND THE TABERNACLE

---

📖 Exodus 25:10-22; 35:10-19; Numbers 9:22

🎯 **Aim:** To learn the meaning behind the Ark and the Tabernacle

Throughout our Explore It sessions this month we have followed the journey of the Israelites through the wilderness. God gave the people special laws to follow to show their love to him and other people. In today's session we are going to discover God's specific instructions to the Israelites about how these laws should be kept safe and secure. We will learn all about the Ark of the Covenant and the Tabernacle.

Each child will need:

- Pens/pencils and paper
- Drawing paper, lots of yellow or gold pens/pencils and the Ark of the Covenant handout
- Explore It Ideas handout

You will need:

- Pictionary / a drawing game or clues on slips of paper, folded up in a container
- To provide a way for the children to play Guess the Drawing (Start it), eg pens/pencils, plus paper on flipchart stands or paper taped to the wall, or large sheets of paper on the table/floor

## Start It

💬 **Say:** Later in the session you will get the opportunity to use your artistic skills. For our starter today we're going to play Guess the Drawing.

If you have the board game Pictionary or another drawing guessing game, it might be easier to use the clues from there. If not, there is a list of suggestions below to get you started. Each clue could be written on a slip of paper, folded up and placed in a tub. You can play as a whole group or in smaller teams. The aim of the game is for the children to guess the item that is being drawn.

### Clues

strawberry	candle	toothpaste	rainbow
bunk bed	bee	lemon	whistle
fireworks	banana	sleeping bag	battery
mountains	library	hospital	giraffe
panda	pirate	sandcastle	dolphin

## Sing It

💬 **Say:** Let's share our memory verse together for the final time.

### Memory verse

**'You will only need to remain calm. The Lord will fight for you.'**

— (Exodus 14:14 ICB)

**Say:** Our song for today reminds us how powerful our God is.

'My God is powerful' Everest VBS Music Video by Lifetree Kids (3:36)

[www.youtube.com/watch?v=YIMDCwirYoQ](http://www.youtube.com/watch?v=YIMDCwirYoQ)

## Tell It

### Ask:

→ Do you, or does anyone you know, have a special box to keep important memories or sentimental items?

→ If you created a box like this, what kind of items would you keep in there?

**Say:** In today's story, a very special box was created to keep God's laws safe and secure.

**Say:** In our last Explore It session, we heard all about the Ten Commandments given by God to the people.

**Ask:** How many can you remember? See if you can work as a team to remember all ten.

**Say:** The Ten Commandments were written on two stone tablets of the law given to Moses by God. God wanted them to be kept in a very special way and gave specific instructions for a box to carry them in. This box was called the Ark of the Covenant.

**Say:** God gave Moses a set of instructions to create the Ark of the Covenant. Using the instructions, we're going to have a go at creating our own picture of the Ark of the Covenant.

### Drawing

Give each children the Ark of the Covenant handout. Read through Exodus 25:10-22 together. Read each line and encourage the children to annotate the important instructions, to circle/highlight key words and/or draw a doodle so they know what it means. Encourage the children to visualise their Ark, to build the image in their head and then have a go at drawing it.

When the children have completed their drawings, watch the clip to discover what another artist has thought the Ark of the Covenant looked like. Discuss with the children how similar/different their drawings are compared to the clip. Note that the Bible translation used is also different.

### Video

*The Ark of the Testimony* (Exodus 25:10-22) by Bible Scenes (2:20)

[www.youtube.com/watch?v=KejXOYayxjU](http://www.youtube.com/watch?v=KejXOYayxjU)

**Say:** The tablets of stone were placed in the Ark of the Covenant and this special box was very precious to the Israelites. Again, God had clear instructions about how it should be covered and protected with a special tent as the Israelites moved through the wilderness.

### Read:

**'Let all the skilled workers come and make everything the Lord commanded: the Holy Tent, its outer tent and its covering, the hooks, frames, crossbars, posts and bases; the Ark of the Covenant, its poles, lid and the curtain in front of it; the table and its poles, all the things that go with the table and the bread that shows we are in God's presence; the lampstand for the light and all the things that go with it, the lamps and olive oil for the light; the altar of incense and its poles, the special oil and the sweet-smelling incense, the curtain for the entrance of the Meeting Tent; the altar of burnt offering and its bronze screen, its poles and all its tools, the bronze bowl and its base; the curtains around the courtyard, their posts and bases, and the curtain at the entry to the courtyard; the pegs of the Holy Tent and of the courtyard and their ropes; the special clothes that the priest will wear in the Holy Place. These are the holy clothes for Aaron the priest and his sons to wear when they serve as priests.'**

— (Exodus 35:10-19 ICB)

**Say:** Let's watch the clip to find out how the Tabernacle may have looked.

## Video

*The construction of Tabernacle* by My First Bible (10:46) Stop the clip at 3:54. 'A special garment was prepared for them.'

[www.youtube.com/watch?v=Q2E7PdA6IC0](http://www.youtube.com/watch?v=Q2E7PdA6IC0)

**Ask:** Was the Tabernacle, the special tent, how you imagined it? Explain your thoughts.

**Say:** In Numbers 9:22 we discover that God continued to guide the people as they moved through the wilderness.

**Read:**

**'The cloud might stay over the Tent for two days, a month or a year. As long as it stayed, the people would camp. But when the cloud lifted, they moved.'**

— (Numbers 9:22 *ICB*)

## Action It

### Discuss

You may want to sit the children in the circle. Discuss how God used the creative talents of the Israelites for his glory. Encourage the children to think of people they know who use their skills and talents for God. Finally, ask the children to think about and answer the following questions:

→ What skills would you like to use to express your feelings about God? What could you do this week to start using your talents and skills to glorify God?

**Say:** Throughout this month we have learned about the way God stood by his people and helped them to escape the slavery of Egypt. We saw how he guided them through the wilderness with a pillar of cloud by day and a pillar of fire by night. We read the special laws given to the people to help them love God and love others, and we saw how God was with his people every step of the way.

**Ask:**

→ In what ways do you know that God is with you?

→ What does our memory verse teach us to do when we feel uncertain or afraid?

Ask the children to find a comfortable place to rest and be still. Listen to the song in the following clip, without showing the video, and encourage the children to spend time thanking God that he is always with them. You may want to stop the clip early, depending on the restlessness of the group. When the song has finished, bring the Explore It session to a close with prayer.

### Listen

'Battle belongs' (Official Lyric Video) by Phil Wickham (4:47)

[www.youtube.com/watch?v=johgSKNj3-A](http://www.youtube.com/watch?v=johgSKNj3-A)

## Explore It

Remember to send home the *Explore It Ideas* for children and families.

# Explore It

## IDEAS

Here are some ideas for you to explore at home.

AUGUST  
SESSION 04

### THE ARK AND THE TABERNACLE

📖 Exodus 25:10-22; 35:10-19; Numbers 9:22

🎯 Aim: To learn the meaning behind the Ark and the Tabernacle

## FOR ME

## TOGETHER



### Recap

In this week's session we found out more about God's plans for the way the Ten Commandments should be stored. Watch the clip to recap what you have discovered about the Ark of the Covenant and the Tabernacle.

*The Ark and the Tabernacle* by Faith Kids Video  
[www.youtube.com/watch?v=PCTNy58bFB0](https://www.youtube.com/watch?v=PCTNy58bFB0)



### Create

With the help of the people at home, create a special memory box. Discuss the kinds of items you could keep in there and why they are special to you.



### Song for the week

'My God is powerful' Everest VBS  
Music Video by Lifetree Kids

[www.youtube.com/watch?v=Y1MDCwirYoQ](https://www.youtube.com/watch?v=Y1MDCwirYoQ)



### Memory verse

**'You will only need to remain calm.  
The Lord will fight for you.'**

— (Exodus 14:14 ICB)

### KIDS ALIVE! ONLINE

[www.salvationarmy.org.uk/kidsalive](http://www.salvationarmy.org.uk/kidsalive)

*Kids Alive!* The UK's only weekly Christian comic – is filled with jokes, competitions, Bible-based cartoons and much more... and is now available to read online!



## Ark of the Covenant

### The Box

'Use acacia wood and build an Ark.

It must be [110 cm] long, [70 cm] wide and [70 cm] high.

Cover the Ark of the Covenant inside and out with pure gold.

And put a gold strip [at the top] all around it.

Make four gold rings for the Ark of the Covenant.

Attach the gold rings, two rings on each side.

Then make poles from acacia wood and cover them with gold.

Put the poles through the rings on the sides of the Ark.

Use these poles to carry the Ark of the Covenant.

These poles must always stay in the rings of the Ark of the Covenant. Do not take the poles out.

Then put the two flat stones in the Ark of the Covenant. I will give you these stones on which the commands are written.

### The Lid

'Then make a lid of pure gold for the Ark of the Covenant.

This lid is the mercy seat. Make it [110 cm] long and [70 cm] wide.

Then hammer gold to make two [cherubim] with wings.

Put one on each end of the lid.

Put one [cherub] with wings on one end of the lid. And put the other [cherub] with wings on the other end.

Attach the [cherubim] with wings to the lid so that they will all be one piece.

The [cherubim's] wings should be spread out over the lid.

The [cherubim] are to face each other across the lid.

Put this lid on top of the Ark of the Covenant.

Also put in this Ark of the Covenant the agreement which I will make with you. I will meet with you there, above the lid between the two [cherubim] with wings.

These are on the Ark of the Covenant. There I will give you all my commands for the Israelites.'

