

Philip and Andrew's lesson



Bible verses:

John 6:1-15

More than 5,000 people fed



Aim:

To explore how a boy helped Jesus

Today's fruit:

Goodness



In today's session Jesus takes the small offering from a young boy and performs an amazing miracle.

Thousands of people come to listen to Jesus teach, but they stayed so long they are hungry. Through the goodness of one boy's contribution, a huge crowd enjoyed a massive feast. Today we will think about how we can offer ourselves to Jesus just as the little boy did.

Goodness is demonstrated by the boy who shared his food and what Jesus did with it.

Each child will need:

- *Memory verse wristband*
- A sheet from the *Five loaves and two fish* handout, perhaps A5 size – see Action it
- Pens/pencils, glue, scissors and a paper plate
- A small piece of paper, eg sticky note size
- *Explore It ideas* handout

You will need:

- *Five loaves and two fish* handout – see Start it
- To hide the loaves and fish in advance
- *Memory verse* poster
- Today's fruit sign: *Goodness*
- Flip chart / paper and pen for a list



Start it

Play a team game of hunt the loaves and fish. Decide in advance how many teams you will divide the children into and make sure there are five loaves and two fish of one colour for each team. The handout has five coloured sets plus a black/white version if you prefer to print on coloured paper.

Hide all the different-coloured loaves and fish around the room prior to the session. The aim is for each team to find their full set of loaves and fish.

Sing it

Say:

Our song for today gives us a sneak preview of our Bible story. Let's sing it together and learn more about a little boy filled with goodness.

Song

'5 Loaves and 2 Fish' (animated) Bible Songs by DG Bible Songs (stop at 3:35)

Tell it

Say:

The Bible story for today has already been introduced in our song, but let's dive into Scripture to find out more.

Read:

'After this, Jesus went across Lake Galilee (or, Lake Tiberias). Many people followed him because they saw the miracles he did to heal the sick. Jesus went up on a hill and there sat down with his followers. It was almost the time for the Jewish Passover Feast.

'Jesus looked up and saw a large crowd coming toward him. He said to Philip, "Where can we buy bread for all these people to eat?" (Jesus asked Philip this question to test him. Jesus already knew what he planned to do.)

'Philip answered, "We would all have to work a month to buy enough bread for each person here to have only a little piece.'"

(John 6:1-7 ICB)

Ask:

- Why were the people following Jesus?

- What do you think it was like for Jesus and his disciples as they were constantly followed by crowds of people?
- The Bible says that Jesus was testing Philip when he asked where to buy bread. What do you think this means?

Say:

Philip pointed out that it would cost a huge amount of money to feed all the people.

Read:

‘Another follower there was Andrew. He was Simon Peter’s brother. Andrew said, “Here is a boy with five loaves of barley bread and two little fish. But that is not enough for so many people.”

‘Jesus said, “Tell the people to sit down.” This was a very grassy place. There were about 5,000 men who sat down there. Then Jesus took the loaves of bread. He thanked God for the bread and gave it to the people who were sitting there. He did the same with the fish. He gave them as much as they wanted.’

(John 6:8-11 *ICB*)

Ask:

- The boy had thought ahead and brought food to eat. Would you have understood if he had kept his food for himself? If so, why?
- What did the boy do instead? Would you have done the same? If not, why not?

Say:

Philip immediately pointed out how hard it would be for them to pay for bread for all the people. Andrew saw possibility in the boy’s small offering and gave it to Jesus. Even though he knew it wouldn’t be enough to feed everyone, Andrew still handed it over to Jesus.

Ask:

Do you think you would have reacted like Philip or like Andrew? Explain your answer.

Read:

‘They all had enough to eat. When they had finished, Jesus said to his followers, “Gather the pieces of fish and bread that were not eaten. Don’t waste anything.” So they gathered up the pieces that were left. They filled 12 large baskets with the pieces that were left of the five barley loaves.

‘The people saw this miracle that Jesus did. They said, “He must truly be the Prophet who is coming into the world.”

‘Jesus knew that the people planned to come and take him by force and make him their king. So he left and went into the hills alone.’

(John 6:12-15 *ICB*)

Say:

The boy gave his small offering to Jesus, and it was multiplied to feed thousands of people. Jesus was able to take a small offering and do something amazing. I wonder what that could mean for us? The situation seemed impossible, but through Jesus everyone was fed with food to spare.

Memory verse

Give each member of the group a *memory verse wristband*. Challenge the children to remove the 'IM' part of the design in a creative way, eg change into a pattern or images, leaving the word 'POSSIBLE'.

Display the *memory verse* poster for the children to read.

Say:

Our memory verse for this month reminds us that with God anything is possible. Let's share it together.

'Jesus looked straight at them and answered, "This is impossible for human beings, but not for God; everything is possible for God."'

(Mark 10:27 GNB)

Action it

Display the fruit of the Spirit *Goodness* poster and describe how the boy was full of goodness when he shared his loaves and fish.

Ask the children to think about what they could offer to Jesus. As we saw in today's Bible story, it doesn't matter how small that offering is, Jesus can do amazing things with it. Spend time discussing with the children what we can offer to Jesus as his followers. Write a list of the different talents, personality traits, qualities, time or finances we can offer to Jesus to create an ideas bank.

Use the same *Five loaves and two fish* handout, you may prefer them to be A5 size – either by reducing with the photocopier or, if printing, select the 'two pages per sheet' option.

Using the ideas bank, ask the group to write or draw one thing they can offer to Jesus on each item of food on the handout. When they have done this, they can cut them out and stick them on a paper plate.

Afterwards, ask them to share the contents of their plate with the other members of the group. They could also identify one item on their plate that they intend to offer to God over the coming week.

Pray it

Say:

Discuss with the children the kinds of prayers they say before they eat. There may be a prayer that their family says together. Share the following prayers as examples of saying grace before a meal.

‘For what we are about to receive, may the Lord make us truly thankful.’

‘For food, friends, and family, we thank you, Lord.’

‘Thank you, God, for food and family and friends.

We remember those who have no food today, and those who have food but nobody to share it with.

As you have blessed us, help us be a blessing for others.

Amen.’

Discuss with the children possible ideas for their own prayers. You may want to write down some ideas for them to refer to. Give each child a small piece of paper to write their prayer on. Share the prayers together to bring the session to a close. They could stick their prayer on the back of their paper plate to use as part of an *Explore It* activity at home.

Explore it

Remember to send home the *Explore It ideas* for children and families.



Philip and Andrew's lesson

Here are some ideas for you to explore at home.



Bible verses:

John 6:1-15
More than 5,000 people fed



Aim:

To explore how a boy helped Jesus



Today's fruit:

Goodness



Explore

The Bible is full of examples of God's goodness. Explore the following Bible verses.

What do they tell you about God's goodness?

Psalm 145:9 James 1:17 Nahum 1:7



Pray

In this week's session you wrote a special prayer to use at mealtimes. Show the people at home your paper plate prayer and share it with them before you eat together.



Song for the week

'5 Loaves and 2 Fish' (Animated) Bible Songs by DG Bible Songs



Memory verse

'Jesus looked straight at them and answered, "This is impossible for human beings, but not for God; everything is possible for God."'

(Mark 10:27 GNB)



Philip and Andrew's lesson



Bible verses:

John 6:1-15

More than 5,000 people fed



Aim:

To explore how a child helped Jesus



Today's fruit:

Goodness



Memory verse

'Jesus looked straight at them and answered, "This is impossible for human beings, but not for God; everything is possible for God.'"

(Mark 10:27 *GNB*)



Sing It

'If I were a butterfly' (lyrics and music)

'The butterfly song' by Brian Howard, uploaded by Unreached Corners (3:09)

'Wonderful Lord' (official video) by Doug Horley (3:13)



Start it

Can you remember a time when you helped someone or someone helped you? What happened? How did you feel?



Tell it

Share a child-friendly version of John 6:1-15.








- Sit in a circle and ask the group to share together:
- What is your favourite food?
- Would you ever share food with somebody else?
- Think of different foods you might find in a supermarket.
- Have you ever imagined what a crowd of 5,000 people looks like?
- What is the kindest action you have ever done?













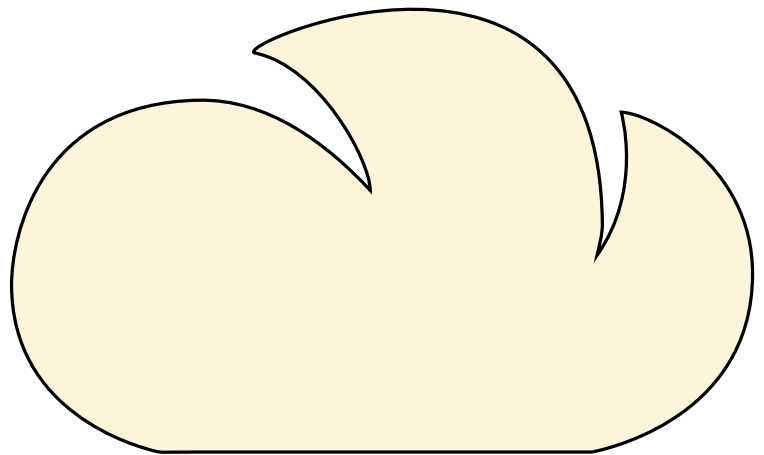

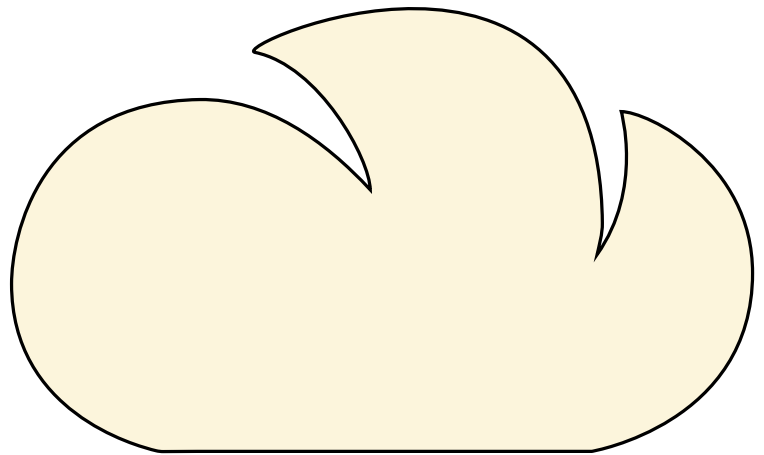
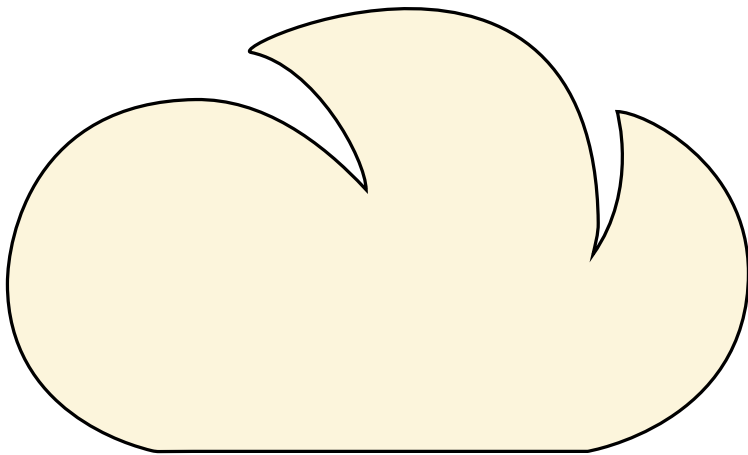
Action it



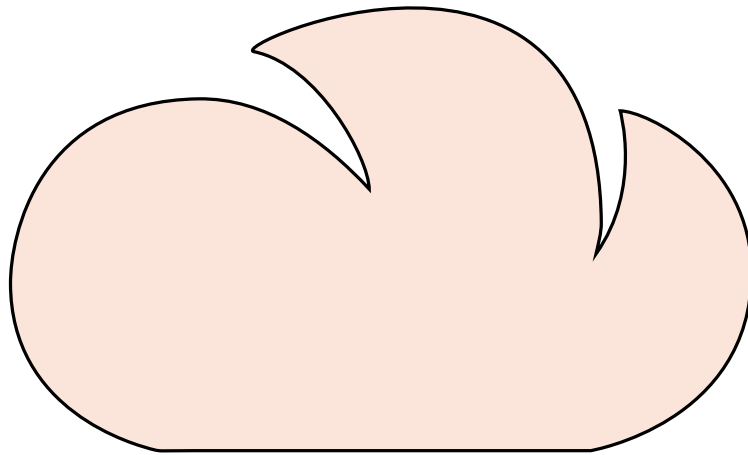
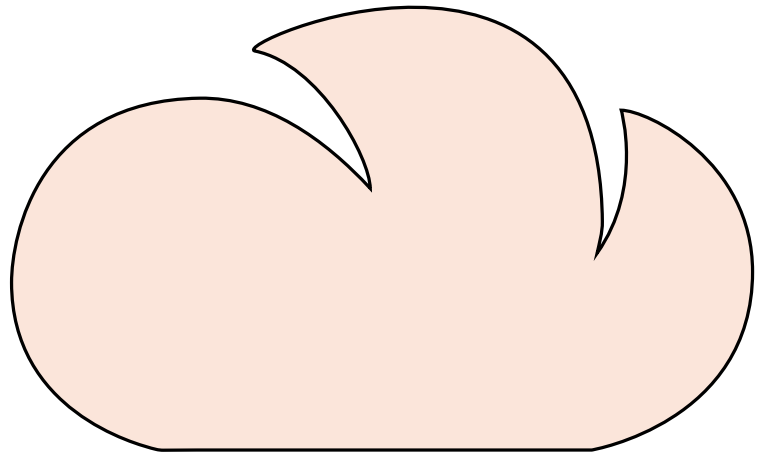
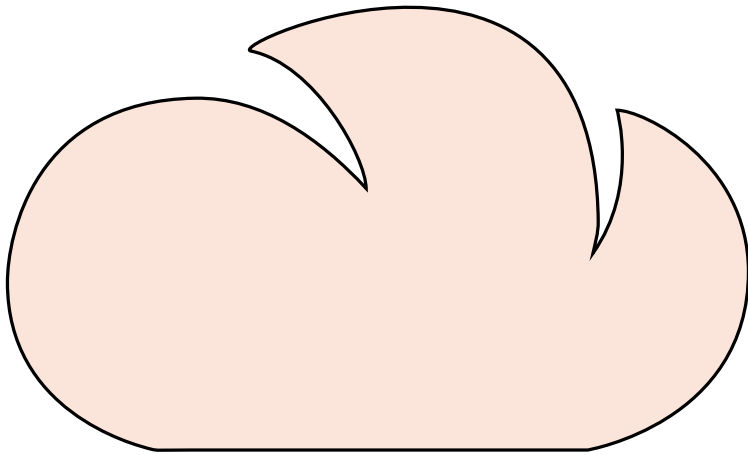
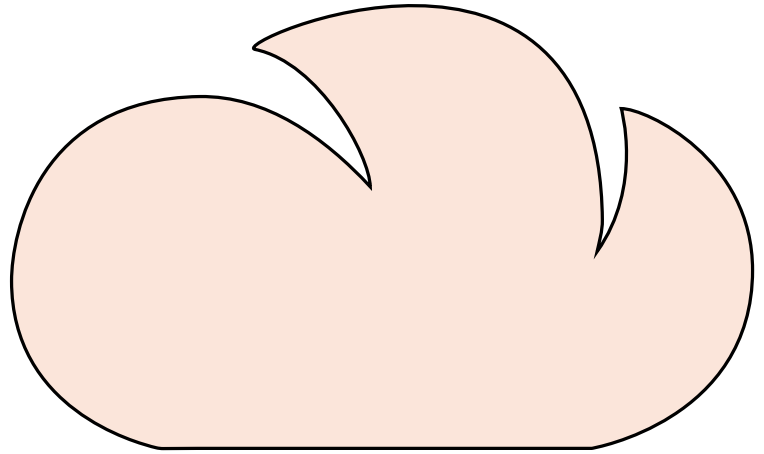
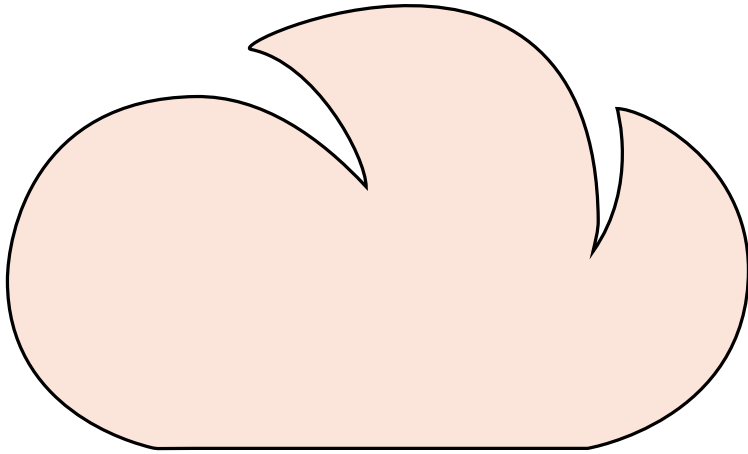
Games and activities to reinforce the Bible passage:



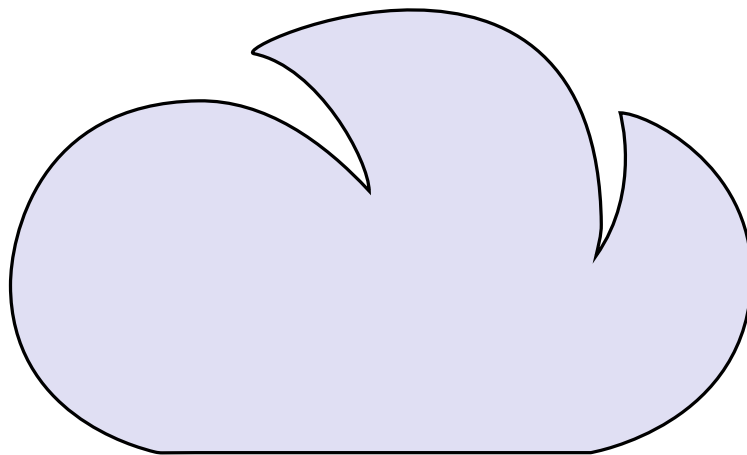
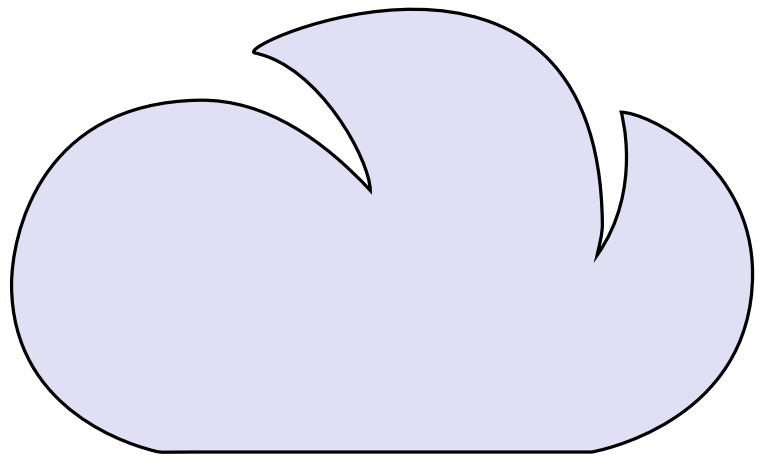
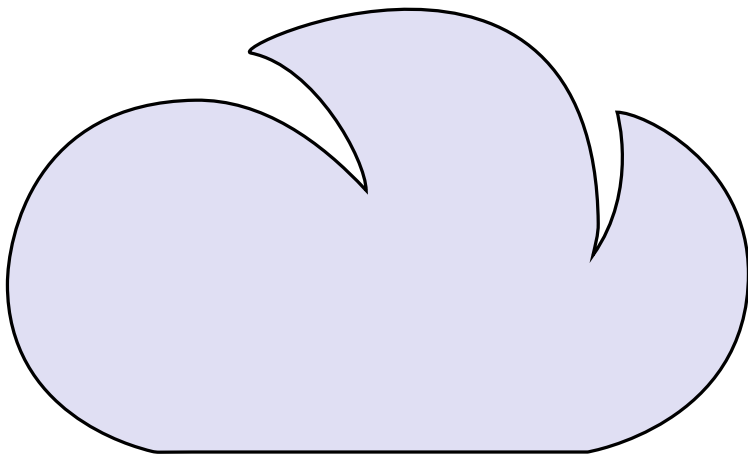
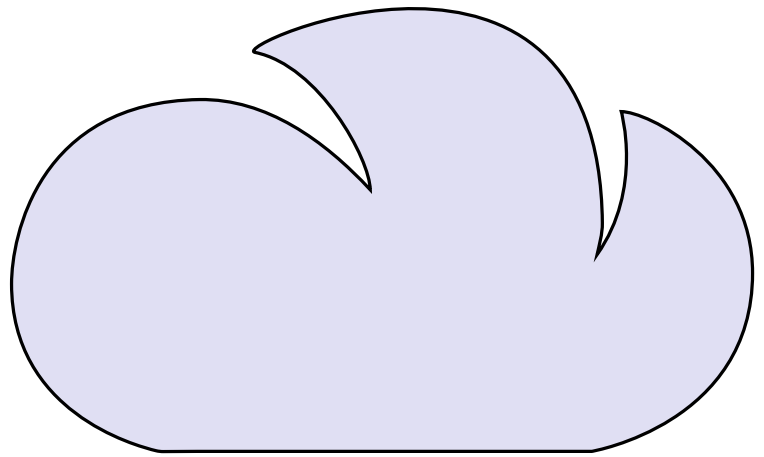
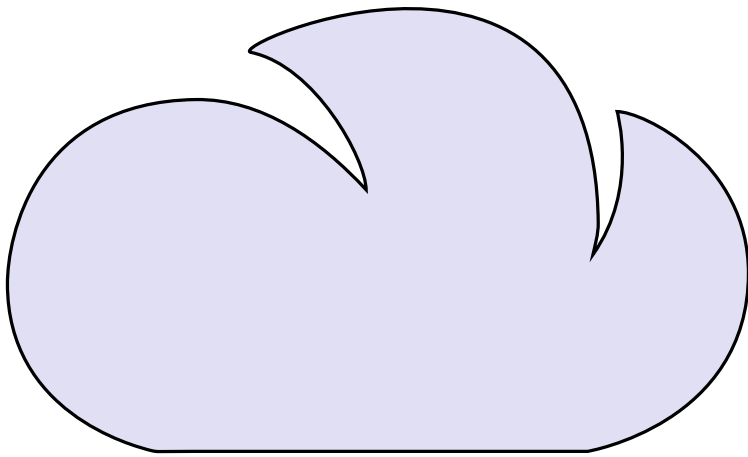
- Find five of one item (shoes) and two of another (coats)
- Make the number 5,000 from four digit cards or by laying on the ground as a group
- Move like fish
- Mime this sharing story
- Rehearse sitting down for a meal and saying a grace







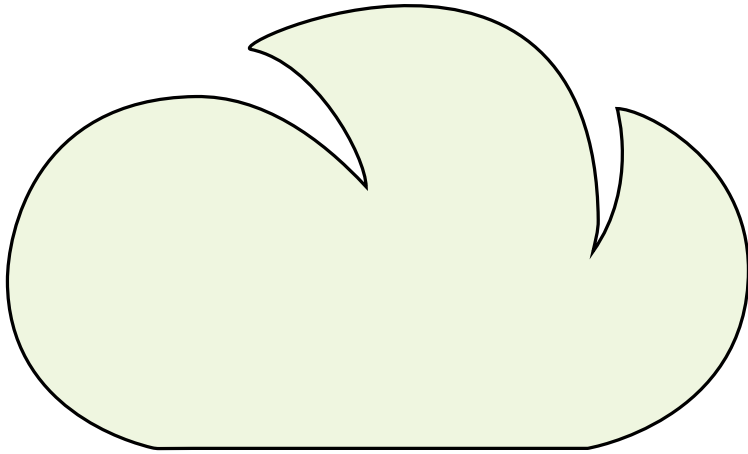












 **Explore it**

Goodness

May 2024 session 1



Children
& Youth

Explore it

**‘Jesus looked straight at them
and answered, “This is impossible
for human beings, but not for
God; everything is possible for
God.”’**

(Mark 10:27 *GNB*)

‘Jesus looked straight at them and answered, “This is impossible for human beings, but not for God; everything is possible for God.”

(Mark 10:27)

‘Jesus looked straight at them and answered, “This is impossible for human beings, but not for God; everything is possible for God.”

(Mark 10:27)

‘Jesus looked straight at them and answered, “This is impossible for human beings, but not for God; everything is possible for God.”

(Mark 10:27)

‘Jesus looked straight at them and answered, “This is impossible for human beings, but not for God; everything is possible for God.”

(Mark 10:27)

‘Jesus looked straight at them and answered, “This is impossible for human beings, but not for God; everything is possible for God.”

(Mark 10:27)

‘Jesus looked straight at them and answered, “This is impossible for human beings, but not for God; everything is possible for God.”

(Mark 10:27)



‘Jesus looked straight at them and answered, “This is impossible for human beings, but not for God; everything is possible for God.”’

(Mark 10:27)

‘Jesus looked straight at them and answered, “This is impossible for human beings, but not for God; everything is possible for God.”’

(Mark 10:27)

‘Jesus looked straight at them and answered, “This is impossible for human beings, but not for God; everything is possible for God.”’

(Mark 10:27)

‘Jesus looked straight at them and answered, “This is impossible for human beings, but not for God; everything is possible for God.”’

(Mark 10:27)

‘Jesus looked straight at them and answered, “This is impossible for human beings, but not for God; everything is possible for God.”’

(Mark 10:27)

‘Jesus looked straight at them and answered, “This is impossible for human beings, but not for God; everything is possible for God.”’

(Mark 10:27)



Peter's dramatic lesson

**Bible verses:**

Matthew 14:22-34

Jesus walks on water

**Aim:**

To see how Peter reacted to Jesus' supernatural power

**Today's fruit:**

Peace



In today's session we witness Jesus' supernatural water walking, and watch as Peter tries to step out in faith.

As the disciples travelled across Lake Galilee in the early hours of the morning, waves crashed against their fishing boat. In the middle of the storm they saw what they thought was a ghost – but it was Jesus. We'll also discover that Jesus wants to bring peace to the storms of our lives, just as he did for the disciples.

Peter demonstrates how we can lose sight of Jesus and easily look to the wind and waves instead. However, Jesus only wants to bring peace to Peter.

Each child will need:

- A4 white card, blue paper (ideally in different shades), brown card (or white card coloured-in), scissors, glue, pencils, pens and a paper straw
- *Explore It ideas* handout

You will need:

- To watch *Online children's space: Jesus walks on water* 3D picture from Bradford Cathedral (5:44)
- To decide if you wish to change the craft activity to a group activity, you may want to increase the size of the paper/card to make a larger model
- Today's fruit sign: *Peace*



Start it

Say:

Watch this clip from the London Olympics 2012. Look closely at the audience to see what they are doing together.

Video

Massive Mexican wave! London 2012 Olympic Stadium by Andy Webb (0:27)

Ask:

- Have you ever been part of a crowd where a wave started and then followed around the whole group? Maybe it was at a football game or a concert.
- What does it feel like?

Say:

We may not have quite as many people here as there were in the Olympic Stadium, but let's have a go at our own wave.

Spread the children around the room and let them have a go at a wave. Change the direction to keep them on their toes.

Ask:

This kind of wave is fun to be a part of, but how would you feel about being in the middle of these waves?

Say:

As you watch the clip, imagine that you are on a little fishing boat in the middle of the water.

Video

Windstorm on the Sea of Galilee by LutheranHusker(1:08)

Discuss with the children what it would feel like to be on a little fishing boat in the middle of waters like those in the clip.

Say:

The video clip showed the water of the Sea of Galilee, and that's the exact place that we find Jesus and the disciples in our story today – though then it was dark and the waves were even rougher.

Sing it

Say:

In the middle of the stormy waters of Lake Galilee Jesus walked on water and invited Peter to

join him. Our song for today reminds us to step out in faith as Jesus will never let us go under.

Song

'Walk on water' (official lyric video) by Elevation Rhythm (4:37)

Tell it

Say:

Our story for today is found in Matthew 14:22-34. Let's watch the clip to find out what happened.

Video

Jesus walks on water Stories of the Bible by Saddleback Kids (2:30)

Ask:

How easy/difficult do you find it to imagine Jesus performing miraculous acts like walking on water?

Say:

It can be difficult to imagine Jesus performing supernatural acts like walking on the water, but it really happened. After a long day teaching the people, Jesus instructed his disciples to cross Lake Galilee on a boat. Jesus stayed behind.

Read:

'After he said good-bye to them, he went alone up into the hills to pray. It was late, and Jesus was there alone. By this time, the boat was already far away on the lake. The boat was having trouble because of the waves, and the wind was blowing against it.'

(Matthew 14:23-24 ICB)

Ask:

Imagine yourself on the boat with the disciples. What do you think it feels like to be in the middle of a storm?

Read:

'Between three and six o'clock in the morning, Jesus' followers were still in the boat. Jesus came to them. He was walking on the water. When the followers saw him walking on the water, they were afraid. They said, "It's a ghost!" and cried out in fear.'

(Matthew 14:25-26 ICB)

Say:

The disciples were tired as they were still awake in the early hours of the morning after a hectic day.

Ask:

- Why do you think the disciples thought Jesus was a ghost?
- Do you think seeing a 'ghost' in the middle of a storm made them feel more or less afraid? Explain why.

Read:

'But Jesus quickly spoke to them. He said, "Have courage! It is I! Don't be afraid."

'Peter said, "Lord, if that is really you, then tell me to come to you on the water."

'Jesus said, "Come."

'And Peter left the boat and walked on the water to Jesus. But when Peter saw the wind and the waves, he became afraid and began to sink. He shouted, "Lord, save me!"'

(Matthew 14:28-30 *ICB*)

Ask:

How many disciples volunteered to walk on the water toward Jesus?

Say:

When we hear this story, it is easy to focus on the part where Peter lost faith and started to sink. We should remember that Peter was the only one with enough faith to step out of the boat in the first place.

Ask:

What did Peter say as soon as he started to sink?

Say:

Peter cried, 'Lord, save me!' Although he doubted, he immediately called out to Jesus when he started to sink.

Read:

'Then Jesus reached out his hand and caught Peter. Jesus said, "Your faith is small. Why did you doubt?"'

'After Peter and Jesus were in the boat, the wind became calm. Then those who were in the boat worshipped Jesus and said, "Truly you are the Son of God!"'

'After they crossed the lake, they came to the shore at Gennesaret.'

(Matthew 14:31-34 *ICB*)

Ask:

Do you think Jesus was cross with Peter? Explain your answer.

Say:

As humans we often get angry with others when they don't react in the way we expect, but

that's not how Jesus reacts to us. Jesus wanted to reassure Peter that he was there with him in the storm. He caught Peter's hand and saved him because he loved him very much. Jesus brought peace to the disciples' stormy situation, and he can do the same for us.

Action it

Show the children how to make a 3D model based on our Bible story. A clip is provided for the leader's use. Depending on the ability of your group and the time available, you may like to create one large 3D picture together.

Video

Online children's space: Jesus walks on water 3D picture by Bradford Cathedral (5:44)

Instead of the suggestion from the clip, write the memory verse for this month on the sail. Share it with the children.

Memory verse

'Jesus looked straight at them and answered, "This is impossible for human beings, but not for God; everything is possible for God."

(Mark 10:27 *GNB*)



Pray it

Display the *Peace* sign.

Ask:

The disciples were caught up in a real storm throwing their boat around in the crashing waves, but what kind of storms do we face in life?

Say:

In the middle of the storm Jesus encouraged his disciples to step out in faith and not be afraid. He brought peace to a stormy situation. Jesus wants to do the same for us.

Say:

In John 14:27 we read these words of Jesus:

'I leave you peace. My peace I give you. I do not give it to you as the world does. So don't let your hearts be troubled. Don't be afraid.'

(John 14:27 *ICB*)

Use the following clip to reflect on the idea of remaining peaceful during the storm. This activity will be very much led by the children and their response to the clip. Watch the clip together and discuss how the main character demonstrates peace. After your discussions, pray with the group, claiming God's peace for each one of them.

Video

'Peace like a river' (music video) by Page CXVI (4:15)

If appropriate for your group, then discuss with them that Sunday 12 May is Candidates Sunday, a Salvation Army event which encourages people to focus on what God's calling is on their lives. For some, they will answer God's call to go on the journey of becoming Salvation Army officers, choosing to become leaders of churches, and they will spend their lives bringing peace to others experiencing storms.

Explore it

Remember to send home the *Explore It ideas* for children and families.



Peter's dramatic lesson

Here are some ideas for you to explore at home.



Bible verses:

Matthew 14:22-34
Jesus walks on water



Aim:

To see how Peter reacted to Jesus' supernatural power



Today's fruit:

Peace



Create

What do you imagine when you think of God's peace?

Create a piece of artwork that sums up your idea of peace.



Watch

In today's *Explore It* session we watched an interesting animation that represented God's peace in our lives. Watch it with the people at home and discuss what they learned about peace from the clip.

'Peace like a river' (music video) by Page CXVI



Song for the week

'Walk on water' (official lyric video) by Elevation Rhythm



Memory verse

'Jesus looked straight at them and answered, "This is impossible for human beings, but not for God; everything is possible for God."'

(Mark 10:27 GNB)

**LIVING
OUT FAITH**

Peter's dramatic lesson



Bible verses:
Matthew 14:22-34



Aim:
To learn about Peter when
he saw Jesus' power



Today's fruit:
Peace



Memory verse

'Jesus looked straight at them and answered, "This is impossible for human beings, but not for God; everything is possible for God.'"

(Mark 10:27 *GNB*)



Sing It

'The wise man built his house upon the rock' by Tiny Tree Tunes uploaded by Lithos Kids. Just the first two verses (1:35)

'All through history' Nicky & Becky Drake by Worship For Everyone (3:36)



Start it

Peter was a follower of Jesus; he believed in Jesus and in the amazing things Jesus could do. Do you recall any of the amazing things Jesus could do?



Tell it

Share a child-friendly version of Matthew 14:22-34.

Sit in a circle and ask the group to share together:

- Have you ever been in a boat, and how did it feel?
- What makes a sea stormy?
- How would Peter feel when he was sinking?
- What type of moments make you afraid?
- Do you know anybody who is brave like Peter?



Action it

Games and activities to reinforce the Bible passage:

- Make a group wave together
- Pretend you are in a boat on a stormy sea
- Make sea noises
- Act out the stormy water using long blue cloths, allowing the children to move in between
- Move as if waking and sleeping to contrast moving with being peaceful

 Explore it

Peace

May 2024 session 2



Children
& Youth

A lesson for a teacher of the law



Bible verses:

Luke 10:25-37

The Good Samaritan



Aim:

To be challenged by Jesus' story of kindness



Today's fruit:

Kindness



In today's story we discover the importance of loving others, especially those we are unsure of or may not like.

Jesus loved to tell stories. He would often use them to help the people understand more about God and the way he wants us to live our lives. We will also think about the kindness shown by the Good Samaritan and how Jesus wants us to show that kindness to others.

Kindness is shown in the way Jesus' parable shows us who and how to love.

Each child will need:

- A sheet of A4 card/paper – have a range of flesh-coloured card/paper for the children to choose from
- Red card and pale coloured paper (both optional), scissors, glue and pens/pencils
- *Explore It ideas* handout

You will need:

- *World Book Day Rap* poster
- Today's fruit sign: *Kindness*
- *Luke 10:27* poster



Start it

Say:

Back in March schools across the country celebrated World Book Day.



Ask:

- Do you remember how your school celebrated World Book Day?
- Did you all get dressed up? If so, what did you wear?

Say:

On World Book Day every child receives a voucher to spend in a bookshop. The voucher can be spent on a special £1 World Book Day book or help purchase a more expensive book.

Ask:

- Did you receive a voucher?
- What did you spend it on?
- What is your favourite book? Why do you love it so much?

Say:

To start off our session today we're going to join in a rap that is full of amazing children's stories. See if you can spot your favourite.

The rap includes lots of different stories that the children will know. As an extra activity, or for the older children, they could jot down all the stories they notice in the clip. Although it is not World Book Day this month, the song highlights the importance of stories.

The rap repeats the following chorus:

'Wowza ... I just found this voucher! Huh!
Let me take a closer look!
HmMMM!
It says I get a free book.
No wayyyyy ... No way! Yep!
And I'm already hooked.
It's World Book Day and I'm on my way to go and get a book!
Go!
MC Grammar

worldbookday.com

Display the *World Book Day Rap* poster for the children to follow. If they were involved in Young Voices 23-24, they should already know the rap.

After the clip has finished, discuss with the children the importance of stories in our lives. They are so important that the whole country dedicates a day to celebrating amazing stories. Make the link that Jesus used storytelling to help us understand his teaching.

Video

The World Book Day song by MC Grammar (3:02)

Sing it

Display the *Kindness* sign.

Say:

In today's story the Good Samaritan shows kindness to a complete stranger. Kindness is a fruit of the Spirit that God can grow in each one of us. Our song reminds us to share the kindness of Jesus with others.

Song

'Give a little kindness' by ChattHillsKids (3:14)

Tell it

Say:

Our story for today is found in Luke's Gospel. Jesus was teaching the people when he was asked an important question by a teacher of the law.

Read:

'Then a teacher of the law stood up. He was trying to test Jesus. He said, "Teacher, what must I do to get life for ever?"

'Jesus said to him, "What is written in the law? What do you read there?"

'The man answered, "Love the Lord your God. Love him with all your heart, all your soul, all your strength, and all your mind." Also, "You must love your neighbour as you love yourself."

'Jesus said to him, "Your answer is right. Do this and you will have life for ever."

'But the man wanted to show that the way he was living was right. So he said to Jesus, "And who is my neighbour?"'

(Luke 10:25-29 ICB)

Ask:

Why did the teacher of the law ask Jesus a question?

Say:

The Bible says that the teacher of the law was trying to test Jesus. We often like having a baddie in a story and it's easy to assume that the teacher of the law was trying to catch Jesus out.



Say:

That might have been part of the reason he asked Jesus the question, but it's important to understand that Jesus was teaching ideas that had never been heard before. The main focus of being a good Jew was to carefully follow the religious laws, and so the teacher of the law really wanted to know if he was doing the right thing.

Video

God's Story: *The Good Samaritan* by Crossroads Kids' Club (3:50)

Watch: 0:00-1:26 'You might expect a priest who was supposed to serve God to help, but he didn't stop.'

Say:

Jesus shared a story about a dangerous road that everyone listening would have known about. He often told stories, known as parables, that helped the people understand what he was trying to say.

Ask:

- Who was the first person to pass by the injured man?
- How would you expect a religious man to respond to someone who needed help?
- As part of his role in the Temple, the priest had to follow strict rules to avoid uncleanness. Do you think this could have been part of the reason he didn't help the injured man? If so, was this OK? Explain your answer.

Say:

The next person to arrive on the scene was a Levite who also had an important role in the Temple. He would have been responsible for tasks like organising or taking part in singing in the Temple. He may have helped to guard the Temple and help in its day-to-day running. Surely, he would stop to help the injured man! Let's watch the clip to find out.

Watch: 1:27-1:40 'Levites were assistants to priests, so maybe you'd expect them to help too, but he didn't stop either.'

Ask:

- What do you think about two religious people leaving the injured man on the roadside? How does it make you feel?
- What other reasons may they have had for passing by?
- How do you feel about the choice they made?

Watch: 1:41-2:59 'And that's the story of the Good Samaritan.'

Ask:

- How did the Jews and Samaritans feel about each other?
- What did the Good Samaritan do to help the injured man?

Say:

In our society there are groups of people who dislike each other. This can cause tension and unrest. The Good Samaritan saw past all of the hatred and decided to make a difference in the life of the injured Jewish man.

Say:

When people in the world show hatred to each other, it can be difficult to imagine that there will ever be peace. In this story Jesus shows us that it is possible to show kindness to those we dislike or distrust. Through him, it is possible for us to show the kindness of Jesus to the world.

Read:

‘Then Jesus said, “Which one of these three men do you think was a neighbour to the man who was attacked by the robbers?”

‘The teacher of the law answered, “The one who helped him.”

Jesus said to him, “Then go and do the same thing he did!”

(Luke 10:36-37 *ICB*)

Ask:

- Do you think it is possible for us to show the kindness of Jesus to those we dislike or distrust? If so, how?
- Who could you show kindness to this week?

Say:

At times it may feel impossible to show kindness to people that we don't like. Our memory verse reminds us that God can help us to make the impossible, possible.

Memory verse

‘Jesus looked straight at them and answered, “This is impossible for human beings, but not for God; everything is possible for God.”

(Mark 10:27 *GNB*)

Say:

As Christians today we have the Holy Spirit to help us in situations where it feels impossible to show kindness to someone we see as an enemy. Sunday 19 May is Pentecost, a day to remember when the Holy Spirit came to the disciples and gave them power to live like Jesus.

Say:

That same power is available to us today. Whenever you are struggling to show kindness to others, then ask the Holy Spirit to give you the wisdom to know what to do and say.

Say:

Let's recap the story of the Good Samaritan.

Video

God's Story: The Good Samaritan by Crossroads Kids' Club (3:50)

Action it

Ask the children to think about today's story. Who does God consider to be our neighbour? What does he ask us to do when our neighbour needs help? Discuss with the children the many different needs we see in this world and how, as Christians, we are called to help.

Sticking plaster

The aim of this activity is to make a Bible verse reminder of Luke 10:27 – in the shape of a sticking plaster. See [Pinterest E280](#) for image of finished product – adapted from Messy Church.

1. Take a sheet of A4 flesh-coloured card or paper and fold it in half lengthways. Cut along the fold line so there are two strips of card.
2. Take one strip of card and fold it in half. Draw a large rectangle in the middle to represent the pad underneath the plaster.
3. In the middle of the rectangle, over the centre fold, draw a heart and colour it in, or glue on a heart cut from red paper/card. Decorate the ends of the plaster with dots.
4. Cut along the folded line in the middle, right through the heart.
5. Place the two shorter strips of card on top of the longer strip, so the heart lines up in the middle. Glue the short strips to the longer strip at the ends, making sure that the shorter strips can open up in the middle, like a flap.
6. In the middle of the card write, 'Love your neighbour as you love yourself.' (Luke 10:27) Children may wish to write this on paler paper and glue it in.

Display the *Luke 10:27* poster for the children to copy inside their sticking plaster.

Pray it

Say:

In Bible times Jews and Samaritans were brought up to dislike each other, simply because of the group they belonged to and their history. It didn't matter what the person was like, it only mattered that they were a Jew or a Samaritan.

Ask:

- What examples can you think of in our society today, where people dislike each other

because of the group they belong to?

- What could the story of the Good Samaritan teach the world about kindness?

Based on the discussion points from the children, encourage them to write a prayer on the back of their sticking plaster. They could recognise a group of people or a person they have not been kind to and ask God to help them to do better in the future. Alternatively, they could pray for their local community asking God to bring his kindness into these situations.

Share the prayers together and then remind the children that God is in every situation they face or see in their local communities.

Sing 'He's got the whole world in his hands' to remind the children of God's presence in this world and bring the session to a close.

Song

'He's got the whole world in his hands' by Lifetree Kids (2:20)

Explore it

Remember to send home the *Explore It ideas* for children and families.



A lesson for a teacher of the law

Here are some ideas for you to explore at home.



Bible verses:

Luke 10:25-37

The Good Samaritan



Aim:

To be challenged by Jesus' story of kindness



Today's fruit:

Kindness



Pray

In this week's session you may have realised that there are people in the world that you dislike or distrust simply because of a group they belong to. You may also see examples of this in your school or local community. Take time to ask God to fill those situations with his kindness through you. Ask him to help you to show kindness to others.



Discover

Watch the clip with someone at home. Share with them what you learned about the story in your *Explore It* session and discuss what you discovered from the clip.

Good Samaritan - Let's Go - by Crossroads Kids' Club



Song for the week

'Give a little kindness' by ChattHillsKids



Memory verse

'Jesus looked straight at them and answered, "This is impossible for human beings, but not for God; everything is possible for God."'

(Mark 10:27 GNB)

**LIVING
OUT FAITH**

Kids Alive! Online - salvationarmy.org.uk/kidsalive

Kids Alive! The UK's only weekly Christian comic - is filled with jokes, competitions, Bible-based cartoons and much more... and is now available to read online!



Children
& Youth

A lesson for a teacher of the law



Bible verses:
Luke 10:25-37



Aim:
To hear a Jesus story
about kindness



Today's fruit:
Kindness



Memory verse

'Jesus looked straight at them and answered, "This is impossible for human beings, but not for God; everything is possible for God.'"

(Mark 10:27 *GNB*)



Sing It

'Great big God!' Vineyard Kids, Vineyard Worship UK and Ireland (2:51)

'Jesus song' by Saddleback Kids (2:45)
This song tells us about the amazing thing Jesus did.



Start it

Do you remember a time when you fell and were hurt? Who helped you? What did they do to help?

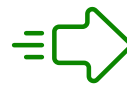


Tell it

Share a child-friendly version of Luke 10:25-37.

Sit in a circle and ask the group to share together:

- Do you have a favourite story?
- How do stories make us feel?
- Why did Jesus share lots of stories?
- What is the most kind action someone has done for you today?
- I wonder how we can be kind to one another today?



Action it

Games and activities to reinforce the Bible passage:

- Act out helping people up who are hurt or injured
- Mime wrapping wounds with bandages
- Wrap up an adult in a toilet roll as quickly as you can
- Find something you can share (a drink or biscuit) and bring it back to the group to tell us who it is for

Explore it

World Book Day Rap

Wowza ... I just found this voucher! Huh!
Let me take a closer look!
Hmmm!
It says I get a free book.
No wayyyyyy ... No way! Yep!
And I'm already hooked.
It's World Book Day and I'm on my way to go and get
a book!
Go!

MC Grammar

May 2024 session 3



Children
& Youth

 **Explore it**

Kindness

May 2024 session 3



Children
& Youth

 Explore it

**‘You must love
your neighbour as
you love yourself.’**

(Luke 10:27 ICB)

May 2024 session 3



Children
& Youth

Mary and Martha's lesson

**Bible verses:**

Luke 10:38-42

Mary and Martha

**Aim:**

To see different reactions to Jesus

**Today's fruit:**

Patience



In today's session we join sisters Mary and Martha as they spend time with Jesus.

Martha was trying to do the right thing. A very important visitor was coming to the house and she wanted everything to be perfect. The only problem was, she forgot to spend time with the special visitor when they arrived. We'll discover Martha's impatient side and think about how we can be more patient. We'll also learn from Jesus that spending time worshipping him is essential.

While Martha lacks patience, it seems that Mary has plenty. Yet Jesus is patient with Martha too.

Each child will need:

- Lollypop sticks, card, glue, scissors and pens/pencils plus other optional craft material to make stick puppets, eg wool, pipe cleaners, fabric, googly eyes ...
- *Mary and Martha Drama* handout (optional)
- *Explore It ideas* handout

You will need:

- Today's fruit sign: *Patience*

**Start it**

Watch the clip together. Ask the children to think about how it makes them feel as they watch it.

Video

Zootopia DMV (Flash) by Disney Movies (1:55)

Ask:

- How did you feel as you were watching the clip?
- Did you feel frustrated? If so, why?
- On a scale of 1 to 10, 1 being no patience at all and 10 being extremely patient, how would you score yourself? Explain your answer.



Sing it

Display the *Patience* sign.

Say:

In today's story there are lots of examples of people being patient and impatient.

Ask:

What does it mean when we are impatient?

Say:

Patience is a fruit of the Spirit that God can grow in each one of us. Our song reminds us to have patience with others as they, in turn, have patience with us.

Song

'*Patience*' (*Herbert the snail with lyrics*) by Wesley's Wuppets (2:40)



Tell it

Say:

In our story today Jesus came to visit sisters, Mary and Martha. They both reacted very differently to his visit. Let's watch the clip to see what happened.



Video

Jesus visits Mary and Martha slapstick theatre by Saddleback Kids (1:17)

Say:

Mary and Martha's story is found in Luke's Gospel.

Read:

'While Jesus and his followers were travelling, Jesus went into a town. A woman named Martha let Jesus stay at her house.'

(Luke 10:38 *ICB*)

Ask:

- How does your family prepare when someone comes to visit?
- What about if Jesus was coming to visit your house?

Say:

Martha was excited to see Jesus and wanted everything to be perfect. She had probably spent ages cleaning the house and was busily preparing a meal for Jesus and his disciples.

Read:

'Martha had a sister named Mary. Mary was sitting at Jesus' feet and listening to him teach. Martha became angry because she had so much work to do. She went in and said, "Lord, don't you care that my sister has left me alone to do all the work? Tell her to help me!"'

(Luke 10:39-40 *ICB*)

Ask:

- Put yourself in Martha's position. Do you understand why she was so annoyed with her sister? Explain your answer.
- What do you think Martha wanted Jesus to say to Mary?
- What did he say instead?

Read:

'But the Lord answered her, "Martha, Martha, you are getting worried and upset about too many things. Only one thing is important. Mary has chosen the right thing, and it will never be taken away from her."'

(Luke 10:41-42 *ICB*)

Say:

Martha was upset because she was working hard to make everything perfect for Jesus. She wanted him to relax in a clean house with wonderful food. The aim was to make Jesus feel like a special guest. Mary wanted to make Jesus feel like a special guest in a different way.

Ask:

How did Mary make Jesus feel like a special guest in their house?

Say:

Mary spent time sitting at the feet of Jesus and listened to everything he had to say. Although Martha was doing 'good' things for Jesus, she was missing spending time with him. She also showed her impatience as she became frustrated with her sister.

Ask:

What does Mary teach us about the importance of taking time to worship Jesus rather than always trying to please him by doing things?

Say:

Serving Jesus in our church and community is very important, but we must remember that the most important thing is loving and worshipping him. In this story, worship is about slowing down and listening to Jesus.

Action it

Ask the children to create lollypop stick puppets to help retell the story of Mary and Martha. Give the children time to make their puppets either individually or in small groups. They will need: Mary, Martha and Jesus puppets. They may also wish to do a narrator and add in other people.

The children can then rehearse their retellings and share them with the rest of the group. Encourage the children to emphasise the different ways that Mary and Martha responded to Jesus. They may wish to use the *Mary and Martha Drama* handout to help them.

Pray it

Say:

To bring the session to a close, invite the children to share in a time of sung worship. This is their moment to spend time focusing on Jesus. A selection of songs are shown below to choose from.

Song options

'Here I am to worship' by Tim Highes Kid's Praise! lyric video performed by Maranatha! Music (4:22)

'Heart of worship' by Matt Redman performed by HEIRS COG Sasa Children's Ministry (3:35)

Say:

Dear Jesus,

Help us to remember that worshipping and loving you is the most important thing in our lives. You have lots of ways that you want us to care for the people you have created, but let us always remember that you are at the centre of it all.

Amen.

Say:

To bring this month's *Explore It* sessions to a close we are going to share our memory verse. Remember, whether it's trying to share the goodness of God, bring peace to a stormy situation, show kindness to others or remain patient, God can always make the impossible, possible.

Memory verse

'Jesus looked straight at them and answered, "This is impossible for human beings, but not for God; everything is possible for God.'"

(Mark 10:27 GNB)

Explore it

Remember to send home the *Explore It ideas* for children and families.



Mary and Martha's lesson

Here are some ideas for you to explore at home.



Bible verses:
Luke 10:38-42
Mary and Martha



Aim:
To see different reactions to Jesus



Today's fruit:
Patience



Worship

Take a moment every day this week to worship. You could sing a song, read a psalm, write a poem or just sit in a quiet space. Spend time with Jesus just like Mary did.



Discover

In our session this week we watched a clip from the film *Zootropolis*. Watch the film with the people at home. Or if that's not possible, watch a clip online of the character Flash at the DMV.

What does this film teach us about being patient with each other?



Song for the week

'Patience' (Herbert the snail with lyrics) by Wesley's Wuppets



Memory verse

'Jesus looked straight at them and answered, "This is impossible for human beings, but not for God; everything is possible for God."'

(Mark 10:27 GNB)

LIVING OUT FAITH

A lesson for a teacher of the law



Bible verses:
Luke 10:38-42



Aim:
To see two sisters
meet Jesus



Today's fruit:
Patience



Memory verse

'Jesus looked straight at them and answered, "This is impossible for human beings, but not for God; everything is possible for God.'"

(Mark 10:27 *GNB*)



Sing It

'Shine! (from the inside out)' by Nick Jackson uploaded by Tangy Crayfish (2:20)

'Holy Spirit' for children by Aji and her friends. Sing only the chorus (0:44-1:15)



Start it

When a friend comes to your house, how do you (or someone at home) get ready for their visit? What do you do when your friend arrives?



Tell it

Share a child-friendly version of Luke 10:38-42.

Sit in a circle and ask the group to share together:

- Describe your brothers or sisters.
- Do you prefer sitting quietly or doing jobs?
- Have you ever helped cook a meal?
- If Jesus stayed at your house, what might you ask him?
- What is Jesus' favourite meal?



Action it

Games and activities to reinforce the Bible passage:

- Mime kitchen tasks (as called out by the leader)
- Sit still for as long as you can - like Mary
- Stand on one leg for as long as you can - it may hurt, but can you be patient?
- Play *Pass the parcel* - a good waiting game

 **Explore it**

Patience

Month 2024 session X



Children
& Youth

Explore it

Mary and Martha Drama

Jesus visits Mary and Martha

Luke 10:38-42 *GNB* (adapted)

Narrator: As Jesus and his disciples went on their way, he came to a village where there was a woman named Martha.

Martha: Hello!

Narrator: Martha welcomed Jesus into her home.

Martha: Hello Jesus – welcome to my home! I've been busy getting everything ready for you.

Narrator: Martha had a sister named Mary.

Mary: Hi there!

Narrator: Mary sat down at the feet of the Lord and listened to his teaching.

Mary: I just love listening to what Jesus is saying! I could do this all day!

Narrator: Martha was upset over all the work she had to do.

Martha: I've been cooking and cleaning and getting everything ready for Jesus all by myself. It's not fair!

Narrator: So Martha went to complain to Jesus.

Martha: Lord, don't you care that my sister has left me to do all the work by myself? Tell her to come and help me!

Narrator: But Jesus said ...

Jesus: Martha, Martha! You are worried and troubled over so many things, but just one is needed. Mary has chosen the right thing, and it will not be taken away from her.