

# 'Big Story' prophecy



### Bible verses:

Jeremiah 1:4-19

God calls Jeremiah



### Aim:

To understand the role of a prophet

### Today's fruit:

Faithfulness



Faithfulness is shown by God to an uncertain Jeremiah. This young man wasn't sure if he was up to the job of a prophet, but God reassured him and promised to give him the right words to say.

**In today's session we meet Jeremiah, called by God for a very specific task.**

God needed Jeremiah to be a prophet to deliver bad news to his people. Understandably, Jeremiah was afraid, but God showed his faithfulness and promised to be with him every step of the way.

### Each child will need:

- *Memory verse* wristband
- Pens/pencils and paper
- Resources to make a photo frame - see Action it
- To bring a photo of themselves for the photo frame (optional). Be aware that the photo may be cut depending on the frame chosen
- *Explore It ideas* handout

### You will need:

- Today's fruit sign: *Faithfulness*
- Flipchart paper and pens (optional)
- *Books of the Bible tick list* (optional)



## Start it

### Say:

Over the next month we will be exploring different parts of the Bible. To get your brains – and bodies – going, we’re going to start with a Bible quiz.

This game requires the children to move to either side of the room to show their answer.

## Video

***Joust in time church game*** by Children’s Ministry Deals (3:47)

### Say:

Our memory verse will help us to remember that whether we’re learning about the prophets, exploring history, or reading poetry, every word is inspired by God.

Give each member of the group a memory verse wristband and share the verse together.

## Memory verse

**‘All Scripture is given by God and is useful for teaching and for showing people what is wrong in their lives. It is useful for correcting faults and teaching how to live correctly.’**

(2 Timothy 3:16 ICB)

## Sing it

The following song will be used three times this month, to encourage the children to learn as many books of the Bible as they can.

Before sharing the song, ask the children to say which books of the Bible they already know. You may want to list these on a flipchart and see how many they get out of 66. There is an optional *Books of the Bible Tick List* to help you. Depending on the confidence of your group, you can either do this individually or together. You may wish to keep a note of the results as this activity will be repeated in the final session.



## Song

**‘Books of the Bible’ song and lyrics** by Mary Rice Hopkins (0:16–4:02)

## Tell it

### **Say:**

This month we are looking at the Bible as one big story. Around 20 per cent of The Big Story is helped along by people chosen by God to speak up for him about the present and the future.

### **Ask:**

Have you ever had to tell someone some news that they did not want to hear? What did it feel like? How did they react?

### **Say:**

God's prophets often had to tell the people things they did not want to hear. We're going to find out more about them in this clip.

Give each member of the group paper and a pencil and ask them to jot down three fascinating facts about prophets as they watch the clip. When the clip has finished, share the facts together.

## Video

*God's Story: Prophets* by Crossroads Kids' Club (3:46)

## Discuss

Discuss with the group what a prophet is. The clip describes prophets as people who heard from God and shared what he had to say. Clarify any misunderstanding around the idea that prophets were fortune-tellers or that they could tell the future.

### **Say:**

Now that we understand what a prophet is, we're going to dive into the Old Testament and learn more about the prophet Jeremiah. The book of Jeremiah is found in the Old Testament and tells many of the things Jeremiah said and did during his life. It was written by a man called Baruch who worked as a scribe for Jeremiah.

### **Read:**

**'The Lord spoke these words to me:**

**"Before I made you in your mother's womb, I chose you.**

**Before you were born, I set you apart for a special work.**

**I appointed you as a prophet to the nations."**

**'Then I said, "But Lord God, I don't know how to speak. I am only a boy."**

(Jeremiah 1:4-6 ICB)

### **Ask:**

- How did Jeremiah feel about the work God had asked him to do?
- In what ways do you understand his worry about being too young?

**Say:**

In this translation of the Bible, it says that Jeremiah was a boy, but many people who know lots about the Bible think that he would have been a young man. Either way, this was a huge responsibility for him to take on.

**Read:**

**‘But the Lord said to me, “Don’t say, ‘I am only a boy.’ You must go everywhere that I send you. You must say everything I tell you to say. Don’t be afraid of anyone, because I am with you. I will protect you,” says the Lord.**

**‘Then the Lord reached out with his hand and touched my mouth. He said to me, “See, I am putting my words in your mouth. Today I have put you in charge of nations and kingdoms. You will pull up and tear down, destroy and overthrow. You will build up and plant.”’**

(Jeremiah 1:7-10 *ICB*)

**Ask:**

- How did God respond to Jeremiah? How do you think it made him feel?
- What promise did God give to Jeremiah?

**Say:**

God promised to give Jeremiah the right words to say, but it must have been nerve-racking for this young man. It sounds nice to build up and plant, to create and grow new things. But Jeremiah would also have to pull up and tear down, to destroy all that his people loved and valued.

**Read:**

**‘The Lord spoke this word to me: “Jeremiah, what do you see?”**

**‘I answered the Lord and said, “I see a stick of almond wood.”**

**‘The Lord said to me, “You have seen correctly! And I am watching to make sure my words come true.”**

**‘The Lord spoke his word to me again: “Jeremiah, what do you see?”**

**‘I answered the Lord and said, “I see a pot of boiling water. It is tipping over from the north!”’**

(Jeremiah 1:11-13 *ICB*)

**Ask:**

What do you think these visions meant?

**Say:**

The almond tree was the first tree to blossom and produce fruit. It was often known as the ‘awake tree’. God was saying that he was watching carefully and that his words for the people would come to pass soon.

The boiling pot is a little more obvious. Disaster was on its way from the north and Jeremiah was the one who had to tell the people it was coming.

**Read:**

**‘The Lord said to me, “Disaster will come from the north. It will happen to all the people who live in this country. In a short time I will call all of the people in the northern kingdoms,” said the Lord.**

**‘Those kings will come and set up their thrones  
near the entrance of the gates of Jerusalem.**

**They will attack the city walls around Jerusalem.**

**They will attack all the cities in Judah.**

**And I will announce my judgements against my people.**

**I will do this because of their evil in turning away from me.**

**They offered sacrifices to other gods.**

**And they worshipped idols they had made with their own hands.’**

(Jeremiah 1:14-16 *ICB*)

**Ask:**

- Why do you think God was saying this to his people?
- What had they been up to that made him so angry?

**Say:**

God told Jeremiah to get ready as the people wouldn’t like what he had to say.

**Read:**

**“Jeremiah, get ready. Stand up and speak to the people. Tell them everything I tell you to say. Don’t be afraid of the people. If you are afraid of them, I will give you good reason to be afraid of them. Today I am going to make you a strong city, an iron pillar, a bronze wall. You will be able to stand against everyone in the land: Judah’s kings, officers, priests and the people of the land. They will fight against you. But they will not defeat you. This is because I am with you, and I will save you!” says the Lord.’**

(Jeremiah 1:17-19 *ICB*)

**Ask:**

- What did God say Jeremiah would have to face?
- What did he say the people would do?
- How did God want Jeremiah to react to the people?

**Say:**

Jeremiah knew that he would have to deal with a bunch of angry people, but he wasn’t alone. God promised to be with him.

Display the *Faithfulness* sign.

**Ask:**

What do we mean when we say that someone is faithful?

**Say:**

If we describe someone as faithful, then it means we can trust them and rely on them to be there for us. Our fruit for today is faithfulness. Through the help of God's Holy Spirit, we can be the kind of person that can be trusted and relied upon.

## Action it

**Say:**

In our story Jeremiah was concerned that he was too young to speak out for God. In response God said these words:

**Read:**

**'But the Lord said to me, "Don't say, 'I am only a boy.' You must go everywhere that I send you. You must say everything I tell you to say. Don't be afraid of anyone, because I am with you. I will protect you," says the Lord.'**

(Jeremiah 1:7-8 *ICB*)

**Ask:**

What is it about being young that might make us doubt our ability to change things?

**Say:**

God's call is the same for you today. Even though you are young, you have an important part to play in this world. You need not be afraid speaking out for God, as he is with you and will protect you.

**Ask:**

On 1 June it is International Children's Day. Why do you think it is important to have a day with a focus on children?

## Photo frame

Explain to the children that they will create a photo frame that they can add their picture to. If they already have a photo, this will help with making the correct size of frame. This frame will remind them that God is with them, and they need not be afraid. Several options are provided below on how to make the frame. Whichever frame you choose, the children need to write the key words of Jeremiah 1:7-8 on the frame.

## Suggested photo frame craft

- **Kids Craft: DIY Cardboard Photo Frame** by MBR Education Group (1:20) Needs cardboard, glue, string and decorations, eg pom-poms
- **Super Easy Paper Photo frame for kids** by Mana Creative Corner (3:48) Needs coloured card or patterned paper/card, pens and glue
- **Baker Ross: Wooden Photo Frame Blanks** – different shapes  
Needs decorations, eg paint, pom-poms, glitter, glue

## Pray it

The children will have an opportunity to recap the story from today and place themselves in Jeremiah's position. Watch the clip together and ask the children to imagine that God is calling them.

## Video

**God visits Jeremiah** by Superbook (1:29)

Remind the children that each one of us is called by God. Even before they were born, they were precious to God, and he had good purposes for their lives. Encourage them to talk about how it feels to know this. Just as God promised Jeremiah that he would be faithful to him, God is there for each one of us.

As part of a time of reflection, encourage the children to write prayers about their future choices, thanking God for his faithfulness. If they feel comfortable, then they can share the prayers with each other. The song below can be used as part of the reflection time or sung together to bring the session to a close.

## Video

**You are faithful** by Orange Kids Music video by Deer Run Kids (2:52)

## Explore it

Remember to send home the *Explore It ideas* for children and families.



*Explore It* is produced by the Children and Youth Department in collaboration with Kay Moorby (soulwithaview)

## 'Big Story' prophecy

Here are some ideas for you to explore at home.



### Bible verses:

Jeremiah 1:4-19  
God calls Jeremiah



### Aim:

To understand the role of a prophet



### Today's fruit:

Faithfulness



## Discover

Watch the clip to discover more about the prophet Jeremiah.

**Jeremiah** by PursueGOD Kids



## Challenge

In this week's session we tried to remember as many books of the Bible as possible. Challenge the people at home to write down as many Bible books as they can and see who can remember the most. You can check if you've missed any by singing the 'Books of the Bible Song' together.



## Song for the week

'Books of the Bible' song and lyrics by Mary Rice Hopkins



## Memory verse

'All Scripture is given by God and is useful for teaching and for showing people what is wrong in their lives. It is useful for correcting faults and teaching how to live correctly.'

(2 Timothy 3:16 ICB)



*Kids Alive!* Online – [salvationarmy.org.uk/kidsalive](http://salvationarmy.org.uk/kidsalive)

*Kids Alive!* The UK's only weekly Christian comic – is filled with jokes, competitions, Bible-based cartoons and much more... and is now available to read online!



# 'Big Story' prophecy

**Bible verses:**

Jeremiah 1:4-19  
God calls Jeremiah

**Aim:**

To hear about  
Jeremiah the prophet

**Today's fruit:**

Faithfulness



## Memory verse

**'All Scripture is given by God and is useful for teaching and for showing people what is wrong in their lives. It is useful for correcting faults and teaching how to live correctly.'**

(2 Timothy 3:16 *ICB*)



## Start it

Do you like doing new things? Or is it a bit scary? Or is it both? Today we're going to find out about Jeremiah, who was afraid when God asked him to do something new.



## Tell it

Share a child-friendly version of Jeremiah 1:4-19.

Sit in a circle and ask the group to share together:

- Jeremiah was afraid. When do we feel afraid?
- What might help us when we feel afraid?
- What is your favourite story? The Bible is full of them.
- The almond tree was the 'awake tree'. What in nature helps you to feel awake?

For example, paddling in the sea or running in the park?

- What special jobs does God want us to do today? Caring for others, telling them that we love them perhaps?



## Sing It

**'If I were a butterfly' (lyrics and music)**

**'The butterfly song'** by Brian Howard, uploaded by Unreached Corners (3:09)

**'Wonderful Lord' (official video)** by Doug Horley (3:13)



## Action it

Games and activities to reinforce the Bible passage:

- From a tiny seed, pretend you are the almond tree waking up into blossom and growing.
- Mime actions for starting a day: waking up and stretching, brushing your teeth, eating breakfast ...
- Pretend you are afraid, then pretend you are calm; can you show it in your face and your body?


 Explore it

# Faithfulness

June 2024 session 1





Children  
& Youth





**'All Scripture is given by God and is useful for teaching and for showing people what is wrong in their lives. It is useful for correcting faults and teaching how to live right.'**

(2 Timothy 3:16)





**'All Scripture is given by God and is useful for teaching and for showing people what is wrong in their lives. It is useful for correcting faults and teaching how to live right.'**

(2 Timothy 3:16)





**'All Scripture is given by God and is useful for teaching and for showing people what is wrong in their lives. It is useful for correcting faults and teaching how to live right.'**

(2 Timothy 3:16)





**'All Scripture is given by God and is useful for teaching and for showing people what is wrong in their lives. It is useful for correcting faults and teaching how to live right.'**

(2 Timothy 3:16)




**'All Scripture is given by God and is useful for teaching and for showing people what is wrong in their lives. It is useful for correcting faults and teaching how to live right.'**

(2 Timothy 3:16)



**'All Scripture is given by God and is useful for teaching and for showing people what is wrong in their lives. It is useful for correcting faults and teaching how to live right.'**

(2 Timothy 3:16)



**'All Scripture is given by God and is useful for teaching and for showing people what is wrong in their lives. It is useful for correcting faults and teaching how to live right.'**

(2 Timothy 3:16)

**'All Scripture is given by God and is useful for teaching and for showing people what is wrong in their lives. It is useful for correcting faults and teaching how to live right.'**

(2 Timothy 3:16)

**'All Scripture is given by God and is useful for teaching and for showing people what is wrong in their lives. It is useful for correcting faults and teaching how to live right.'**

(2 Timothy 3:16)

**'All Scripture is given by God and is useful for teaching and for showing people what is wrong in their lives. It is useful for correcting faults and teaching how to live right.'**

(2 Timothy 3:16)

**'All Scripture is given by God and is useful for teaching and for showing people what is wrong in their lives. It is useful for correcting faults and teaching how to live right.'**

(2 Timothy 3:16)

**'All Scripture is given by God and is useful for teaching and for showing people what is wrong in their lives. It is useful for correcting faults and teaching how to live right.'**

(2 Timothy 3:16)





# Explore it

## Books of the Bible Tick List

### Old Testament

- |  |                                       |
|--|---------------------------------------|
| <input type="checkbox"/> Genesis         | <input type="checkbox"/> Isaiah       |
| <input type="checkbox"/> Exodus          | <input type="checkbox"/> Jeremiah     |
| <input type="checkbox"/> Leviticus       | <input type="checkbox"/> Lamentations |
| <input type="checkbox"/> Numbers         | <input type="checkbox"/> Ezekiel      |
| <input type="checkbox"/> Deuteronomy     | <input type="checkbox"/> Daniel       |
| <input type="checkbox"/> Joshua          | <input type="checkbox"/> Hosea        |
| <input type="checkbox"/> Judges          | <input type="checkbox"/> Joel         |
| <input type="checkbox"/> Ruth            | <input type="checkbox"/> Amos         |
| <input type="checkbox"/> 1 Samuel        | <input type="checkbox"/> Obadiah      |
| <input type="checkbox"/> 2 Samuel        | <input type="checkbox"/> Jonah        |
| <input type="checkbox"/> 1 Kings         | <input type="checkbox"/> Micah        |
| <input type="checkbox"/> 2 Kings         | <input type="checkbox"/> Nahum        |
| <input type="checkbox"/> 1 Chronicles    | <input type="checkbox"/> Habakkuk     |
| <input type="checkbox"/> 2 Chronicles    | <input type="checkbox"/> Zephaniah    |
| <input type="checkbox"/> Ezra            | <input type="checkbox"/> Haggai       |
| <input type="checkbox"/> Nehemiah        | <input type="checkbox"/> Zechariah    |
| <input type="checkbox"/> Esther          | <input type="checkbox"/> Malachi      |
| <input type="checkbox"/> Job             |                                       |
| <input type="checkbox"/> Psalms          |                                       |
| <input type="checkbox"/> Proverbs        |                                       |
| <input type="checkbox"/> Ecclesiastes    |                                       |
| <input type="checkbox"/> Song of Solomon |                                       |

### New Testament

- |  |                                     |
|--|-------------------------------------|
| <input type="checkbox"/> Matthew         | <input type="checkbox"/> 1 John     |
| <input type="checkbox"/> Mark            | <input type="checkbox"/> 2 John     |
| <input type="checkbox"/> Luke            | <input type="checkbox"/> 3 John     |
| <input type="checkbox"/> John            | <input type="checkbox"/> Jude       |
| <input type="checkbox"/> Acts            | <input type="checkbox"/> Revelation |
| <input type="checkbox"/> Romans          |                                     |
| <input type="checkbox"/> 1 Corinthians   |                                     |
| <input type="checkbox"/> 2 Corinthians   |                                     |
| <input type="checkbox"/> Galatians       |                                     |
| <input type="checkbox"/> Ephesians       |                                     |
| <input type="checkbox"/> Philippians     |                                     |
| <input type="checkbox"/> Colossians      |                                     |
| <input type="checkbox"/> 1 Thessalonians |                                     |
| <input type="checkbox"/> 2 Thessalonians |                                     |
| <input type="checkbox"/> 1 Timothy       |                                     |
| <input type="checkbox"/> 2 Timothy       |                                     |
| <input type="checkbox"/> Titus           |                                     |
| <input type="checkbox"/> Philemon        |                                     |
| <input type="checkbox"/> Hebrews         |                                     |
| <input type="checkbox"/> James           |                                     |
| <input type="checkbox"/> 1 Peter         |                                     |
| <input type="checkbox"/> 2 Peter         |                                     |



## A 'Big Story' escape



### Bible verses:

Daniel 6:5-28

Daniel and the lions



### Aim:

To know the impact Daniel had on King Darius

### Today's fruit:

Joy



Joy is seen when King Darius knows he can trust in Daniel's God. Can we know joy even when God doesn't appear to answer our prayers?

In this session we meet Daniel, a Bible character who saw visions and stayed close to God regardless of the circumstances.

Daniel continued to pray to God even when his life was in danger and he stood firm when he faced a night in the lions' den. Through Daniel's example, we experience the joy of seeing King Darius believe in God for the first time.

### Each child will need:

- A plastic or paper cup, yellow, green, black and orange pieces of paper, googly eyes, glue, scissors and pens
- One of the Bible verses from the *Daniel 6:22* handout
- *Explore It ideas* handout

### You will need:

- Today's fruit sign: *Joy*
- To watch *Daniel and the lions' den VBC Craft 2* by Family Ministry at Yorkminster Park Baptist Church (1:09)



## Start it

Explain to the children that today's Bible story features an animal. Ask them to guess what it might be. Ask the children to watch the clip carefully and be ready to answer the questions when it is finished. See how many they get right.

## Video

*Lions Animals for Kids episode 1* by Smile and Learn (stop at 3:42)

## Lion quiz

1. Why is the lion described as a vertebrate mammal? **It has an internal skeleton.**
2. What does it mean if an animal is a carnivore? **It eats other animals that live in the same habitat**
3. How tall is the average lion? **8ft (nearly 2.5m).**
4. What is a group of lions called? **A pride.**
5. Who is in charge of hunting? **Lionesses.**
6. Why is it easy to spot an adult male lion? **They have a large mane.**
7. Name one country where lions can be found. **Kenya, Tanzania, Gambia, Senegal and India.**
8. How fast can lionesses run? **Up to 50mph.**
9. When do lionesses prefer to hunt? **At night.**
10. How long can lions sleep for in a day? **Up to 20 hours.**
11. What is causing the number of lions to decrease? **People hunting them.**
12. What was your favourite fact that you discovered about lions?



## Sing it

### Say:

Our memory verse for this month reminds us that all Scripture is inspired by God. Let's share it together.

## Memory verse

**'All Scripture is given by God and is useful for teaching and for showing people what is wrong in their lives. It is useful for correcting faults and teaching us how to live correctly.'**

(2 Timothy 3:16 ICB)

### Say:

Our song for today is based on our memory verse. There are many different translations of God's 'Big Story'. They all say the same thing in a slightly different way. As you sing the song based around 2 Timothy 3:16, see if you can spot any words that are different from our version of the memory verse.

## Song

'2 Timothy 3:16' (All Scripture) by The Rizers (2:54)

## Alternative translation

'All Scripture is God-breathed and is useful for teaching, rebuking, correcting and training in righteousness.'

(2 Timothy 3:16 NIV)

When the song has finished, discuss with the children any words that they spotted that were different and clarify their meaning.

## Tell it

### Say:

Around two per cent of The Big Story is helped along by people who had visions from God. We heard about one last week when we learned about the prophet Jeremiah. This week we will discover more about another prophet, Daniel. Daniel faithfully served God and had a close relationship with him. In our story today we see Daniel standing firm in his faith despite the opposition ... and a den full of hungry lions.

Make sure the children understand that the term 'den' means a place where the lions (or other wild animals) live – their lair/home.

## Video

*Daniel and the lions' den* by Saddleback Kids (3:39)

**Watch 0:00 to 0:55** '...the king made plans to place him in charge of the entire empire.'

### Ask:

- What have you learned about Daniel so far?
- What kind of person was Daniel?
- How did others in the palace know that Daniel followed God?
- What was King Darius planning for Daniel?

**Watch 0:56 to 1:45** '...and once a Babylonian king signed a law it could not be overruled.'

### Say:

The other leaders in the palace were jealous of Daniel. They knew they would never find a reason to accuse him, so they came up with a cunning plan.





**Ask:**

- Why do you think King Darius signed the new law?
- If he changed his mind about the new rules, could he change the law back again? If not, why not?
- What do you think Daniel did next?

**Watch 1:46 to 2:45** ‘...so at last the king gave orders for Daniel to be thrown into the lions’ den.’

**Ask:**

- Why do you think the king wanted to try and save Daniel?
- Do you think he realised his mistake? If so, how?

Watch 2:46 to end.

**Read:**

**‘So King Darius gave the order. They brought Daniel and threw him into the lions’ den. The king said to Daniel, “May the God you serve all the time save you!”’**

(Daniel 6:16 *ICB*)

**Say:**

Even though King Darius believed in other gods, he could tell there was something different about Daniel’s God.

**Ask:**

- What do you think was going through King Darius’s mind when he found Daniel perfectly safe in the lions’ den?
- In what way do you think it changes his opinion of Daniel’s God?

Display the *Joy* sign.

**Say:**

Our fruit for today is joy, and the final part of our story shows the joy of King Darius. Daniel showed his commitment to God and trusted that he would be safe in the lions’ den. This had a huge impact on King Darius who wrote these words:

**Read:**

**‘Then King Darius wrote a letter. It was to all people and all nations, to those who spoke every language in the world:**

*I wish you great wealth.*

*I am making a new law. This law is for people in every part of my kingdom. All of you must fear and respect the God of Daniel.*

*Daniel’s God is the living God.*

*He lives for ever.*

*His kingdom will never be destroyed.*

*His rule will never end.*

*God rescues and saves people.*

*God does mighty miracles  
in heaven and on earth.*

*God saved Daniel*

*from the power of the lions.*

**'So Daniel was successful during the time that Darius was king. This was also the time that Cyrus the Persian was king.'**

(Daniel 6:25-28 ICB)

## Action it

The children are going to create their own lion showing the following Scripture:

**'My God sent his angel to close the lions' mouths.'**

(Daniel 6:22 ICB)

The instructions for the craft activity are shown in the clip below. This is either for the leader's use or can be shared with the children to show them how to make the lion.

## Video

***Daniel and the lions' den VBC Craft 2*** by Family Ministry at Yorkminster Park Baptist Church (1:09)

A handout, *Daniel 6:22*, is provided to cut out the Bible verses for the craft activity.

When the children have finished their lion, read the Scripture verse out loud together.

## Pray it

### Ask:

- Think about today's Bible story. Who were the two main characters?
- Describe how Darius spent the night while Daniel was in the lions' den.
- Do you think Daniel was as worried as King Darius? If not, why not?

### Say:

King Darius spent the night worrying and struggling to sleep, but Daniel knew God was there with him. Daniel shows us the importance of building a strong relationship with God through prayer. When we do this, we can stay close to God even in the toughest of times.

The Pray It section today will be led by the children's thoughts and questions. Watch the clip together and discuss why it is important for us to pray regularly. Talk to the children about their prayer life. How do they like to pray? Encourage them to share ideas of how they can pray regularly.

## Video

***Why do we pray?*** By Crossroads Kids' Club (1:01)

When you have discussed how the children pray, share a prayer together or sing the prayer song shown below to bring the session to a close.

## Song

**'I will pray' official music video, Yancy & Little Praise Party from Taste and See** by YancynotNancy (2:54)

## Explore it

Remember to send home the *Explore It ideas* for children and families.



---

*Explore It* is produced by the Children and Youth Department in collaboration with Kay Moorby (soulwithaview)

## A 'Big Story' escape

Here are some ideas for you to explore at home.



### Bible verses:

Daniel 6:5-28

Daniel and the lions



### Aim:

To know the impact Daniel had on King Darius



### Today's fruit:

Joy



### Create

Create your own lion drawing or painting as a reminder of God's faithfulness to Daniel. If you need a little help, then watch the clip below. Remember to write Daniel 6:22 on to your drawing.

*How to draw a lion easy step by step* by QWE Art



### Bake

Ask someone at home to help you create these amazing lion cake pops.

**Kim-Joy's recipe for lion cakes on [theguardian.com](http://theguardian.com)**

[www.theguardian.com/food/2019/nov/20/kim-joy-recipe-for-lion-cake-pops](http://www.theguardian.com/food/2019/nov/20/kim-joy-recipe-for-lion-cake-pops)



### Song for the week

'2 Timothy 3:16' (All Scripture) by The Rizers



### Memory verse

'All Scripture is given by God and is useful for teaching and for showing people what is wrong in their lives. It is useful for correcting faults and teaching how to live correctly.'

(2 Timothy 3:16 /CB)

**LIVING  
OUT FAITH**

*Kids Alive!* Online – [salvationarmy.org.uk/kidsalive](http://salvationarmy.org.uk/kidsalive)

*Kids Alive!* The UK's only weekly Christian comic – is filled with jokes, competitions, Bible-based cartoons and much more... and is now available to read online!



Children  
& Youth

# A 'Big Story' escape

**Bible verses:**

Daniel 6:5-28

Daniel and the lions

**Aim:**To hear about Daniel  
and King Darius**Today's fruit:**

Joy



## Memory verse

'All Scripture is given by God and is useful for teaching and for showing people what is wrong in their lives. It is useful for correcting faults and teaching how to live correctly.'

(2 Timothy 3:16 *ICB*)

## Start it

Who helps to keep you safe? Who do you go to / speak to if you need help? Today we are going to hear about Daniel, who trusted God to keep him safe.



## Tell it

Share a child-friendly version of Daniel 6:5-28.

Sit in a circle and ask the group to share together:

- Which is your favourite animal?
- What do we most like about lions?
- How would you feel if you suddenly found yourself next to a group of lions, in their home/den, and what would you do?
- King Darius could not sleep. What keeps you awake?

- If you were Daniel, what would you pray while in the den of lions?



## Sing It

'The wise man built his house upon the rock' by Tiny Tree Tunes uploaded by Lithos Kids. Just the first two verses (1:35)

'All through history' Nicky & Becky Drake by Worship For Everyone (3:36)



## Action it

Games and activities to reinforce the Bible passage:

- Pretend the different story moments: Daniel praying to God, Darius struggling to sleep, the lions moving around the den, Darius's joy knowing that God looked after Daniel.
- Move and sound like our favourite animals.

 **Explore it**

**Jobs**

June 2024 session 2



Children  
& Youth

# Explore it

## Daniel 6:22

**'My God sent his angel to close the lions' mouths.'**  
**(Daniel 6:22)**

**'My God sent his angel to close the lions' mouths.'**  
**(Daniel 6:22)**

**'My God sent his angel to close the lions' mouths.'**  
**(Daniel 6:22)**

**'My God sent his angel to close the lions' mouths.'**  
**(Daniel 6:22)**

**'My God sent his angel to close the lions' mouths.'**  
**(Daniel 6:22)**

**'My God sent his angel to close the lions' mouths.'**  
**(Daniel 6:22)**

**'My God sent his angel to close the lions' mouths.'**  
**(Daniel 6:22)**

**'My God sent his angel to close the lions' mouths.'**  
**(Daniel 6:22)**

## 'Big Story' letters



### Bible verses:

Hebrews 11:1-4,7-10,13-16

Faith



### Aim:

To think about what faith means to you



### Today's fruit:

Faithfulness



This New Testament letter describes the faithfulness of God's people in the Old Testament.

**In today's session we will discover more about the letters that play an important part in God's 'Big Story'.**

We're focusing on a mysterious letter addressed 'to the Hebrews'. Its recipients were struggling to stay faithful to God and the author reminds them of all the faithful people who had gone before.

### Each child will need:

- Pens/pencils and paper
- *Explore It ideas* handout

### You will need:

- Today's fruit sign: *Faithfulness* (or re-use the poster from Session One)
- A Bible



## Start it

Divide the children into pairs and give each pair a pencil and piece of paper. Ask each pair to think of an animated character they know well, but make sure they don't share it with the rest of the group.

Explain that they are going to write a short letter to the *Explore It* group from this character. When they have finished, they can read their letter to the rest of the group who will need to guess the cartoon character. They need to put in enough clues to help everyone to guess, but not make it too obvious. An example is given below.



*Dear Explore It group,*

*I really can't make this a long letter as I'm in a bit of a rush. You know me, always racing around! I've been out on the tracks today and Luigi has just set me up with a shiny new set of tyres. Anyway, must rush and I'll see you at the Piston Cup on Saturday.*

*From*

*Lightning McQueen*

**Ask:**

Have you ever written a letter? Who did you write it to?

**Say:**

Letters play a huge part in the Bible, and we'll be discovering more about that today.



## Sing it

**Say:**

Our song for this week reminds us of the books in the Bible. We heard it in our first session and hopefully it will help you remember some more parts of God's Big Story.

**'Books of the Bible' song and lyrics** by Mary Rice Hopkins (0:16-4:02)



## Tell it

**Say:**

Throughout this month we are exploring God's Big Story. Around seven per cent of The Big Story is helped along by people who wrote letters. One of the most famous letter writers of the New Testament was a man called Paul. He wrote many letters supporting new churches and providing guidance as they faced difficult circumstances.

**Ask:**

Do you know which letters (books) in the Bible were written by Paul?

*The following letters are attributed directly to Paul: Romans, First and Second Corinthians, Galatians, Ephesians, Philippians, Colossians, First Thessalonians, First and Second Timothy, Titus and Philemon. It is unsure if he wrote or had help with: Ephesians, Colossians and Second Thessalonians.*

**Say:**

Our letter for today is a bit more of a mystery. We don't know who it was written by, and we don't know which church it was specifically sent to. Our letter for today is called Hebrews and is found in the New Testament of the Bible.

Show the children the section of the Bible that contains the letters. Point out some of Paul's letters from the previous discussion and then show them where to find the letter to Hebrews in the Bible.

## **Say:**

Although we don't know the name of the church which received the letter, we can pick up clues about the people who lived there from the contents. Throughout the letter the author talks about many stories from the Old Testament, especially the first five books of the Bible. They assume that the people reading the letter will know all these stories.

## **Ask:**

If the author thinks that the people reading the letter will know all the stories from the Old Testament, what does that tell us about those people?

## **Say:**

The people reading the letter were probably Jews who believed in Jesus and lived as Christians. They were facing challenging times as they were persecuted by those who did not believe in Jesus. In order to keep following Jesus they needed to demonstrate great faith.

## **Ask:**

What do you think it means when we say a Christian has great faith?

## **Say:**

Our Bible reading for today describes what faith is.

## **Read:**

**'Faith means being sure of the things we hope for. And faith means knowing that something is real even if we do not see it.'**

(Hebrews 11:1 *ICB*)

## **Ask:**

In what way does this Bible verse help you to understand what faith is?

## **Say:**

The letter goes on to talk about the people of faith who have gone before. Watch the clip to find out more.

## **Video**

***The faithful hall of fame (Hebrews 11)*** by Saddleback Kids (2:25)

Discuss with the children some of the names mentioned in the clip. Which ones do they know and what do they remember about their stories? *Abel, Enoch, Noah, Abraham (and Sarah), Isaac, Jacob, Joseph, Moses, Rahab and Joshua.*

## **Ask:**

- Think about the people you know who believe in Jesus. Who would you add to the Faithful Hall of Fame and for what reason?
- How does the faith of others inspire you to stay close to Jesus?

## Say:

There were those in the Hebrew church that were struggling to stay strong in their faith. They faced persecution because they believed in Jesus. This letter to the Hebrews teaches us that no one compares to Jesus, and if we're going to put our faith in anyone, then he is the person to choose.

## Action it

Display the *Faithfulness* sign.

## Say:

One of the fruits of the Spirit is faithfulness and it grows as we get to know Jesus more. Our session today has helped us to discover more about characters in the Bible who were faithful to God. As Christians today we can grow the fruit of faithfulness in our own lives. Let's watch the clip to discover more about this fruit of the Spirit.

## Video

**God's story: fruit of the Spirit: Faithfulness** by Crossroads Kids' Club (stop at 2:31)

## Ask:

What did you learn from the clip about faithfulness?

## Say:

Stepping out in faith can often feel like a scary thing to do. The Hebrews knew that God needed them to be brave, even when they faced opposition. They needed to stand firm in God, even when it was tempting to do their own thing instead.

## Ask:

What could you do this week to put your faith into action?

## Discuss

This part of the session will be led by your local situation and the children's discussions. Encourage the children to think of a way that they can take practical action and step out in faith. This could be by getting involved with a project or showing kindness to someone at school. Whatever they decide, it needs to be something specific with a clear goal.

There are two events this week where the children might want to stand up in their faith and get involved:

- Thursday 20 June 2024: World Refugee Day
- Friday 21 June 2024: Show Your Stripes Day



## Pray it

### Say:

Our memory verse for this month reminds us that we can learn from every page of our Bible. Let's share it together.

### Memory verse

**'All Scripture is given by God and is useful for teaching and for showing people what is wrong in their lives. It is useful for correcting faults and teaching us how to live correctly.'**

(2 Timothy 3:16 ICB)

### Say:

In our Bible story today the author of the letter to Hebrews was trying to encourage a group of struggling Christians to stay faithful to Jesus.

### Ask:

- In what ways do you find it challenging to stay faithful to Jesus and follow him every day of your life?
- What help do you need from God in order to do that?

### Say:

To help us to think more about the idea of faith, we're going to sing a song together. Focus on the words of the song to help you understand how we can grow in our faith.

### Song

**'Faith' Everest VBS music video** by Jay Stocker (3:09)

Ask the group to share how they need help from God to grow in their faith. Spend time praying for each child in the group as you bring the session to a close.

## Explore it

Remember to send home the *Explore It ideas* for children and families.



## 'Big Story' letters

Here are some ideas for you to explore at home.



### Bible verses:

Hebrews 11:1-4,7-10,13-16  
Faith



### Aim:

To think about what faith means to you



### Today's fruit:

Faithfulness



## Explore

In our Bible reading today many heroes of faith were mentioned. Choose one from the list and discover more about them. Share it with your group at the next *Explore It* session.

Heroes of Faith: Abel, Enoch, Noah, Abraham, Isaac, Jacob, Joseph, Moses, Rahab and Joshua.



## Share

In today's session we discovered more about what it means to grow in our faithfulness to God. Share with the people at home what you learned.

Watch the clip and discuss the questions together.

***The Definition of Faithfulness (fruit of the Spirit devotional kids)*** by Minno – Bible Stories for Kids



## Song for the week

'Books of the Bible' song and lyrics by Mary Rice Hopkins



## Memory verse

'All Scripture is given by God and is useful for teaching and for showing people what is wrong in their lives. It is useful for correcting faults and teaching how to live correctly.'

(2 Timothy 3:16 ICB)

**LIVING  
OUT FAITH**

*Kids Alive!* Online – [salvationarmy.org.uk/kidsalive](http://salvationarmy.org.uk/kidsalive)

*Kids Alive!* The UK's only weekly Christian comic – is filled with jokes, competitions, Bible-based cartoons and much more... and is now available to read online!



Children  
& Youth

# 'Big Story' letters



## Bible verses:

Hebrews 11:1-4,7-10,13-16  
Faith



## Aim:

To know that people  
wrote letters about God



## Today's fruit:

Faithfulness



## Memory verse

**'All Scripture is given by God and is useful for teaching and for showing people what is wrong in their lives. It is useful for correcting faults and teaching how to live correctly.'**

(2 Timothy 3:16 *ICB*)



## Start it

How do we get in touch with friends and family who live far away? People a long time ago could only write letters to share their news. Today we're going to hear a about special letter that was written a very, very long time ago.



## Tell it

Share a child-friendly version of Hebrews 11:1-4,7-10,13-16.

Sit in a circle and ask the group to share together:

- Has anyone received a card or letter? How did you feel?
- Would you ever send a letter to someone?
- Does anyone believe in anything you cannot see? (eg the wind which dries

clothes or keeps birds in the sky; an echo; music; wishes ...)

- What does the word 'faith' mean?
- How could a letter help you to feel good?



## Sing It

**'Great big God!'** Vineyard Kids, Vineyard Worship UK and Ireland (2:51)

**'Jesus Song'** by Saddleback Kids (2:45)  
This song tells us about the amazing thing Jesus did.



## Action it

Games and activities to reinforce the Bible passage:

- Have envelopes with numbers inside and try to open them in the correct order simply by guessing – can you do it?
- Draw a kind picture and place it in an envelope for somebody you love, deliver it to them and watch them open it.
- Have an envelope with 'God' written on the front. Ask the group what we would like to say to him and imagine our thoughts are going inside before sealing it closed – this could be a good way to pray today.

 **Explore it**

# Faithfulness

June 2024 session 3



Children  
& Youth

## 'Big Story' poetry



### Bible verses:

Psalm 27:1-14

A song of trust in God



### Aim:

To realise that David shared his honest feelings in songs and poems



### Today's fruit:

Gentleness



Gentleness is seen in the way David trusts God to help him overcome his enemies.

Today we are going to explore *Psalm 27* and learn how David decided to trust in God during difficult circumstances.

There is a lot of beautiful poetry in the Bible. Many different authors shared their joy, sadness and even anger with God through their poems. One of the most well-known poets of the Bible is David.

### Each child will need:

- *Psalm 27* handout - you may wish to enlarge to A3
- Pens/pencils and paper
- *Explore It ideas* handout

### You will need:

- Today's fruit sign: *Gentleness*
- Flip chart or paper to make a group list
- To display the following headings: Verse 1: God's greatness; Verse 2: Being thankful; Verse 3: Feelings about being thankful
- To write a poem in advance - see Action it (optional)



## Start it

As the children are getting ready for the start of the session, start playing this clip from *Aladdin*.



## Video

***Aladdin - Prince Ali by Disney*** uploaded by DisneyiFan (stop clip at 2:47, Aladdin bowing before the sultan)

### Say:

In the film *Aladdin*, Aladdin is granted three wishes by the genie. In the clip we saw his first wish come true. His wish to become a mighty prince was fulfilled.

### Ask:

- If you had three wishes, what would you wish for?
- Do you know what happened when Aladdin was granted his wishes? Did everything turn out how he expected?
- Focus on one of your wishes. Can you think of anything that might go wrong if it was granted?

### Say:

Often, but not always, when we wish for something, we are focused on ourselves. This can sometimes be the case when we pray to God as well.

### Ask:

In what ways do we treat God as if he is a great genie in the sky granting our wishes?

### Say:

Today we will discover more about how we can share our true feelings and hopes with God and ensure that our prayers are focused on living our lives for him and not for ourselves.



## Sing it

### Say:

Our memory verse for this month reminds us that all Scripture is inspired by God. Let's share it together.

## Memory verse

**'All Scripture is given by God and is useful for teaching and for showing people what is wrong in their lives. It is useful for correcting faults and teaching us how to live correctly.'**

(2 Timothy 3:16 ICB)

### Say:

Our song for today is based on our memory verse. Two weeks ago, we looked at some of the words including different versions of this verse.

### Ask:

Can you remember what the words 'teaching', 'rebuking' and 'correcting' meant within this verse?

## Alternative translation

**'All Scripture is God-breathed and is useful for teaching, rebuking, correcting and training in righteousness.'**

(2 Timothy 3:16 *NIV*)

### Say:

Let's sing the song together.

## Song

**'2 Timothy 3:16' official lyric video** by JumpStart3 (1:50)



## Tell it

### Say:

Around five per cent of The Big Story is filled with wonderful poetry. There are many poems scattered throughout the Bible. One poetic book, Song of Solomon, is found in the Old Testament and is full of love poetry shared between a man and woman. Some readers believe this can be a metaphor, and it is about God's love for his Church.

### Ask:

Which book of the Bible do you think contains the most poems?

### Say:

Poems can be found in many books, especially in the books of *Job*, *Psalms*, *Proverbs*, *Ecclesiastes* and *Song of Solomon*. However, the book of *Psalms* has the most, with 150 poems. The word 'psalm' means a sacred song or hymn, so perhaps these poems may have been sung.

### Say:

Many of the psalms in the Bible are believed to be written by one person, David.

### Ask:

We've met David before: what do you remember about him?

### Say:

David was the shepherd boy who played the harp and became king after Saul. Saul used to like David – and his harp playing – but when he found out that David was to be the next king, Saul tried to kill him.

### Ask:

Out of 150 psalms, guess how many David may have written?

### Say:

These days we think David wrote at least 73 of the poems in the book of Psalms! That's a lot of

poetry, where David shares his frustrations, his joy, and at times his anger. The Psalms are a perfect example of how we can share with God everything we are feeling. Our poem – or psalm – for today is *Psalm 27*. It is likely that David wrote this psalm when he was facing challenging circumstances.

## Psalm 27

Give each child a copy of the *Psalm 27* handout, ideally A3 size. Divide the fourteen verses among the children who are comfortable reading out loud and read through the psalm. Afterwards give them time to annotate it with drawings and notes that represent what the psalmist is trying to say. For example, they may draw a little house with a number one on the top next to verse four to help them remember that David wants to dwell in the house of the Lord.

The aim is to encourage the children to dive into the poetry of *Psalm 27* and to think about what David is trying to communicate. This will also enable you to have a discussion with the children about the different aspects of these verses.

### Ask:

Now that we have spent time looking at this psalm in more detail, what do you think it is about? What is David trying to communicate to God?

### Say:

We mentioned earlier that David was facing a challenging situation when he wrote this psalm. It could well have been written when David was being chased by King Saul who wanted to kill him.

Display the *Gentleness* sign.

### Ask:

In what ways did David show the fruit of gentleness in his response to his enemies?

### Say:

*Psalm 27* is about trusting God. David doesn't want his life to be ruled by fear and anger. He wants to know that God hears him, and although he has people against him as enemies in his life, he wants God to help him cope with them.

## Action it

### Say:

Today we're going to follow in David's footsteps and write a poem of thanksgiving.

### Ask:

What kinds of things fill us with gratitude for God's goodness?

Compile a list of the children's gratitude ideas. This will serve as an ideas bank when they come to write their poem. They can work individually or as a group to write their poem.

Ask the children to create a poem with three short verses; they can decide whether it needs to rhyme or not.

## Verse 1: God's greatness

The children can look for examples in the psalm if they are struggling to know what to write.

## Verse 2: Being thankful

What are the children thankful for? They can use ideas from the bank they created earlier.

## Verse 3: Feelings about being thankful

What are the children's feelings about being thankful? How do they feel about what they are thankful for?

It would be great if you could share an example you have written yourself to show the children how it's done.

When the children have completed their poems, they can share them together.

## Pray it

Ask the children to find a place to sit or lie down where they feel comfortable. Ask them to close their eyes and explain that we are going to take a moment to totally concentrate on David's poetry. Encourage the children to listen carefully to *Psalm 27* and find one line that stands out for them. The clip uses a different translation from the one they've been exploring.

## Listen

*David Suchet NIV Bible 0505 Psalm 27* by Hear God's Word (2:31)

When the psalm has finished, ask the children to think of the one thing they would like to ask God. Encourage them to spend time praying and asking God to answer their prayer, and then bring the session to a close.

## Explore it

Remember to send home the *Explore It ideas* for children and families.



*Explore It* is produced by the Children and Youth Department in collaboration with Kay Moorby (soulwithaueiv)

## 'Big Story' poetry

Here are some ideas for you to explore at home.



### Bible verses:

Psalm 27:1-14

A song of trust in God



### Aim:

To think about what faith means to you



### Today's fruit:

Faithfulness



### Worship

Take a moment to be calm and still and listen to the words of this song inspired by *Psalm 27*. Make them your own prayer as you listen to the song.

***Psalm 27* official lyric video** by Jonathan Ogden



### Watch

Have a movie night with your family and watch the film *Aladdin* or watch clips together from the movie on YouTube.

Share with your family what you discovered about prayer. Explain to them how prayer is different from making a wish list for God to fulfil.



### Song for the week

**'2 Timothy 3:16'** official lyric video by JumpStart3



### Memory verse

**'All Scripture is given by God and is useful for teaching and for showing people what is wrong in their lives. It is useful for correcting faults and teaching how to live correctly.'**

(2 Timothy 3:16 *ICB*)

**LIVING  
OUT FAITH**

*Kids Alive!* Online – [salvationarmy.org.uk/kidsalive](http://salvationarmy.org.uk/kidsalive)

*Kids Alive!* The UK's only weekly Christian comic – is filled with jokes, competitions, Bible-based cartoons and much more... and is now available to read online!

# 'Big Story' poetry



## Bible verses:

Psalm 27:1-14

A song of trust in God



## Aim:

To learn about David who liked songs and poems



## Today's fruit:

Gentleness



## Memory verse

'All Scripture is given by God and is useful for teaching and for showing people what is wrong in their lives. It is useful for correcting faults and teaching how to live correctly.'

(2 Timothy 3:16 *ICB*)



## Start it

Who knows a song we can sing together? Who likes making up their own songs to sing? Today we are going to hear a song by someone who loved to write lots of songs – David.



## Tell it

Share a child-friendly version of Psalm 27:1-14.

Sit in a circle and ask the group to share together:

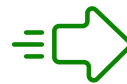
- What is your favourite song?
- Does anyone have a favourite poem?
- Who do we talk to about how we feel?
- Which people do we trust?
- How many feelings can we name? David felt these too.



## Sing It

'Shine! (from the inside out)' by Nick Jackson uploaded by Tangy Crayfish (2:20)

'Holy Spirit' for children by Aji and her friends. Sing only the chorus (0:44-1:15)



## Action it

Games and activities to reinforce the Bible passage:

- David wrote poems and songs as a way of talking to God. Draw a face to show how you feel today.
- David had worries which he turned into trust. Using a small bucket as a target, think of a worry and use a scrunched piece of paper to throw it into the bucket as a sign of trust in God.
- Pair up and blindfold one person; their partner has to direct them towards a target, as David had to trust in God.

 **Explore it**

# Gentleness

June 2024 session 4



Children  
& Youth



# Explore it

## Psalm 27A song of trust in God

The Lord is my light and the one who saves me.  
So why should I fear anyone?  
The Lord protects my life.  
So why should I be afraid?  
Evil people may try to destroy my body.  
My enemies and those who hate me attack me.  
But they are overwhelmed and defeated.  
If an army surrounds me,  
I will not be afraid.  
If war breaks out,  
I will trust the Lord.

I ask only one thing from the Lord.  
This is what I want:  
Let me live in the Lord's house  
all my life.  
Let me see the Lord's beauty.  
Let me look around in his Temple.  
During danger he will keep me safe in his shelter.  
He will hide me in his Holy Tent.  
Or he will keep me safe on a high mountain.  
My head is higher  
than my enemies around me.  
I will offer joyful sacrifices in his Holy Tent.  
I will sing and praise the Lord.

Lord, hear me when I call.  
Be kind and answer me.  
My heart said of you, "Go, worship him."  
So I come to worship you, Lord.  
Do not turn away from me.  
Do not turn your servant away in anger.  
You have helped me.  
Do not push me away or leave me alone,  
God, my Savior.  
If my father and mother leave me,  
the Lord will take me in.  
Lord, teach me your ways.  
Guide me to do what is right  
because I have enemies.  
Do not let my enemies defeat me.  
They tell lies about me.  
They say they will hurt me.

I truly believe  
I will live to see the Lord's goodness.  
Wait for the Lord's help.  
Be strong and brave  
and wait for the Lord's help.





## ‘Big Story’ history



### **Bible verses:**

Joshua 1:5-11,16-18

God’s command to Joshua



### **Aim:**

To know the importance of Israel entering  
The Promised Land



### **Today’s fruit:**

Patience



Today is an exercise in ‘patience’ for us. We will wrestle with a tricky part of the Bible’s history which might lead to lots of discussion.

**In today’s session we will learn about the book of Joshua and start thinking about how we feel about the more violent parts of his story.**

The Bible is filled with historical events and eyewitness accounts, but what do we do with the bits of the Bible that we just don’t like? There are many parts of Scripture where horrible things happen, like violent battles where people lose their lives. It can be difficult to see a loving God in these stories.

### **Each child will need:**

- Pens/pencils and paper
- *Explore It ideas* handout

### **You will need:**

- Today’s fruit sign: *Patience*
- *Books of the Bible* tick list from Session One (optional)
- The results of how many books the children knew from Session One (optional)
- *Bible books* handout - cut up in advance (decide if this activity is for pairs, small groups or the whole group)
- *Afraid* prayer (optional)

## Start it

### Say:

To start off our session today, we're going to test your historical knowledge.

You can use the following quiz any way that you like, either asking the children to guess the answers individually, or play in teams.

## History quiz

1. Who tried, and failed, to blow up London's Houses of Parliament in 1605? **Guy Fawkes**
2. Which ship sank on her first ever voyage, due to a collision with an iceberg in 1912? **The Titanic**
3. How many wives did King Henry VIII have? **Six**
4. What title is given to the rulers of Ancient Egypt? **Pharaoh**
5. Which famous nurse was born in Jamaica and cared for soldiers from the Crimean War in their 'British Hotel'? **Mary Seacole**
6. In which world war were tanks first used? **World War I**
7. What, in 1666, brought a city to ashes and helped end a bubonic plague outbreak in this city? **The Great Fire of London**
8. In 1963, this man made an iconic speech at the Lincoln Memorial. It is known as the 'I have a dream' speech. Who was he? **Martin Luther King Jnr**
9. The Ancient Romans shared their way of life with countries that became part of the Roman Empire, including their language - but what language did they mainly use? **Latin**
10. In 1969, who became the first man on the moon? **Neil Armstrong**

Adapted from a quiz on [homeschoolgroup.hug.com](https://homeschoolgroup.hug.com)

### Say:

There are some parts of our history that are very unpleasant to think about. There are wars and battles where people lost their lives. There are so many examples of people treating each other horrendously and it can be difficult to understand such cruelty. The Bible includes stories that are difficult to get our heads around and we'll be thinking about one of those today.

## Sing it

### Say:

Our memory verse for this month reminds us that although some parts may be difficult to understand, all Scripture is inspired by God. Let's share it together.

## Memory verse

**'All Scripture is given by God and is useful for teaching and for showing people what is wrong in their lives. It is useful for correcting faults and teaching us how to live correctly.'**

(2 Timothy 3:16 *ICB*)

In Session One the children tried to name as many books of the Bible as they could. They either did this activity individually or as a group. Repeat the activity again to see how many more they know now. Compare their results and then sing the song together. You may wish to use the tick list from Session One.

## Song

**'Books of the Bible' song and lyrics** by Mary Rice Hopkins (0:16–4:02)



## Tell it

### Say:

Around 60 per cent of The Big Story is helped along by history, containing eyewitness accounts of amazing events. Today our history book is called *Joshua*. Joshua was an eyewitness to a moment in the history of Israel when the Israelites finally left the wilderness and entered The Promised Land, or Canaan, where Israel stands on our map today.

## Video

***Joshua leads (Joshua 1)*** by Saddleback Kids (2:37)

**Watch 0:00 to 1:42.** 'The people of Israel looked to Joshua to lead them as Moses had told them. "There he is." [Then Joshua says,] "Yeah."'

### Ask:

- Who was Joshua?
- What did Joshua learn from Moses?
- What big announcement did Moses make? How did the people feel about it?
- Moses called Joshua to be the new leader. What did he command Joshua to do?
- How did the people feel after Moses died? Who did they look to as their leader?

**Watch: 1:43 to end.**

### Ask:

- What promise did God make to Joshua?
- What did God tell Joshua to do?
- What did Joshua tell the Israelites?

## **Say:**

God commanded Joshua to be brave and courageous and promised to be with him whatever he faced.

## **Read:**

**'Joshua, be strong and brave! You must lead these people so they can take their land. This is the land I promised their fathers I would give them. Be strong and brave. Be sure to obey all the teachings my servant Moses gave you. If you follow them exactly, you will be successful in everything you do. Always remember what is written in the Book of the Teachings. Study it day and night. Then you will be sure to obey everything that is written there. If you do this, you will be wise and successful in everything. Remember that I commanded you to be strong and brave. So don't be afraid. The Lord your God will be with you everywhere you go.'**

(Joshua 1:6-9 *ICB*)

## **Say:**

Let's watch the clip to learn about some of Joshua's victories.

## **Video**

***The walls of Jericho stories of the Bible*** by Saddleback Kids (3:15)

## **Say:**

At the end of the clip we heard these words:

'Now Joshua was faithful in carrying out God's commands. And the Israelites took many other cities as God told them they would, for God will never fail to fulfil his promises. So the Israelites came to live in the land that God had promised their fathers Abraham, Isaac, Israel, Joseph and Moses many years ago.'

## **Ask:**

- What do you think the clip meant when it said, 'The Israelites took many other cities'?
- What do you think happened to the people living there?
- Although this clip is useful in telling us the story of Joshua, what do you think is missing?
- Why do you think they've missed out all the gory bits?

## **Say:**

There are parts of the Bible, particularly in the Old Testament, that are very violent. It is difficult for us to understand how a loving God would let so many people die in order for the Israelites to claim their land.

## **Ask:**

- Each week we think about a different fruit of the Spirit. Which ones can you remember?  
*Faithfulness, gentleness, goodness, joy, kindness, love, patience, peace, self-control*

– Can you see any of this fruit in Joshua’s story?

**Say:**

The fruit of the Spirit does not suggest that we take things from others by force. Jesus came a long time after Joshua, but how would Jesus want a leader to behave towards other people today?

Display the *Patience* sign.

**Say:**

As we read challenging stories in the Bible, we need to ask for God’s patience. We need to take the time to try and understand why such violence is part of God’s Big Story.

**Say:**

Is violence part of The Big Story because God works with people who are imperfect and are free to make their own choices? Is it because Joshua was working out how to follow God, long before he was shown to us through Jesus?

**Say:**

We also need the patience to spend time exploring his word and discovering his story for ourselves.

**Ask:**

How could you take time this week to discover more about God’s Big Story?

## Action it

Over the past few weeks, the children have dived into different aspects of God’s Big Story and have been learning the order of the books of the Bible.

This activity can be done as a whole group or in smaller teams. The aim of the activity is for the children, with an adult helper in each group, to put the books of the Bible in order. Use the *Bible books* handout, already cut up. As the children complete this activity, encourage discussion about which parts they would like to explore further. See which group can put the Bible books in order the quickest.

## Pray it

**Say:**

In our Bible story today God promised to be with Joshua as he carried out God’s will. Just like Joshua, when God asks us to step out in faith for him, we can sometimes feel afraid.



## Ask:

What kind of fears do you have about stepping out in faith for God?

Encourage the children to discuss their fears and then turn them into prayers. Share the following prayer for them to complete. You may wish to display the prayer.

Dear God,

Sometimes I feel afraid of \_\_\_\_\_.

Help me to be brave and trust in you.

When all the children have shared, pray with the whole group and finish the session with the song below.

## Song

'I won't be afraid' cross culture Norway VBS Music Group Publishing by Lifetree Kids (stop at 2:37)

## Explore it

Remember to send home the *Explore It ideas* for children and families.



## 'Big Story' history

Here are some ideas for you to explore at home.



### Bible verses:

Joshua 1:5-11,16-18  
God's command to Joshua



### Aim:

To know the importance of Israel entering The Promised Land



### Today's fruit:

Patience



## Discover

If you are feeling brave, then read Joshua 6. What parts of it are difficult to understand? What parts do you feel are challenging?



## Share

Our fruit of the Spirit for this week is patience. Watch the clip with the people at home and discuss the questions as a family. How can you grow in your patience with each other?

**How to be patient (fruit of the Spirit) 5 Minute Family Devotional** by Minno Bible Stories for Kids



## Song for the week

'Books of the Bible' song and lyrics by Mary Rice Hopkins



## Memory verse

'All Scripture is given by God and is useful for teaching and for showing people what is wrong in their lives. It is useful for correcting faults and teaching how to live correctly.'

(2 Timothy 3:16 ICB)

**LIVING  
OUT FAITH**

# 'Big Story' history

**Bible verses:**

Joshua 1:5-11,16-18  
God's command to Joshua

**Aim:**

To hear about the  
leader Joshua

**Today's fruit:**

Patience



## Memory verse

**'All Scripture is given by God and is useful for teaching and for showing people what is wrong in their lives. It is useful for correcting faults and teaching how to live correctly.'**

(2 Timothy 3:16 *ICB*)



## Start it

Do you enjoy playing schools? Who likes being the teacher, being in charge of everything? Today we're going to hear about Joshua who became a leader, and was in charge of all the Israelite people.



## Tell it

Share a child-friendly version of Joshua 1:5-11,16-18.

Sit in a circle and ask the group to share together:

- Joshua led people into the Promised Land; is there a place you would love to visit?
- Are there people that you follow or people you trust?
- What kind of a leader do you think Jesus was?

- Have you ever had to be 'strong and brave' like Joshua?
- What would you like to say to Jesus if you met him?



## Sing It

**'The Lions Roar'** by Sarah Pickering  
uploaded by Vineyard Worship UK & Ireland

**'Friend of God'** by Israel Houghton uploaded  
by Spring Harvest – Topic



## Action it

Games and activities to reinforce the Bible passage:

- Play follow the leader
- Play Simon ('Joshua') says
- Act out times when we might need to be strong and brave (visiting the dentist, going on a fairground ride)
- Practise ways of staying calm (slow breathing and stretching)
- Act out our 'promised land' (What might you eat there? Would you pick food from trees? How would we travel around?)



 **Explore it**

# Patience

June 20 24 session 5



Children  
& Youth

# Explore it

## Bible Books

Genesis	Nahum
Exodus	Habakkuk
Leviticus	Zephaniah
Numbers	Haggai
Deuteronomy	Zechariah
Joshua	Malachi
Judges	Matthew
Ruth	Mark
1 Samuel	Luke
2 Samuel	John
1 Kings	Acts

# Explore it

2 Kings	Romans
1 Chronicles	1 Corinthians
2 Chronicles	2 Corinthians
Ezra	Galatians
Nehemiah	Ephesians
Esther	Philippians
Job	Colossians
Psalms	1 Thessalonians
Proverbs	2 Thessalonians
Ecclesiastes	1 Timothy
Song of Solomon	2 Timothy
Isaiah	Titus
Jeremiah	Philemon

# Explore it

Lamentations	Hebrews
Ezekiel	James
Daniel	1 Peter
Hosea	2 Peter
Joel	1 John
Amos	2 John
Obadiah	3 John
Jonah	Jude
Micah	Revelation

 Explore it

Dear God,

Sometimes I feel afraid

of \_\_\_\_\_.

Help me to be brave and  
trust in you.