

# God speaks through dreams



### Bible verses:

Genesis 37, 39, 41

Joseph sold into slavery



### Aim:

To discover how God is with us even in the most difficult times



### Today's fruit:

Faithfulness



In today's session we explore the story of Joseph and how his brothers' jealousy brought him from the position of favourite son to a humble slave.

Joseph was sent far away from his family and forced to work as a servant in the house of Potiphar. There are still people today who, like Joseph, are trafficked and sold into slavery. In this session we will remember those who are trapped in modern slavery and see if there is anything we can do to help. This week, on 30 July, was World Day Against Trafficking in Persons, and we will also be thinking about The Salvation Army's Helping-Hand Appeal.

God was faithful to Joseph and Joseph knew God was with him, no matter the situation he was in.

*This week's session is in collaboration with Hayley Still, UK Engagement Co-ordinator for The Salvation Army International Development.*

## Each child will need:

- Pens/pencils and paper
- Memory verse wristband
- Hand-washing facilities
- A hand-shaped piece of paper – children can trace and cut out their own hand shape; or provide a pre-cut one
- *Explore It ideas* handout



## You will need:

- Today's fruit sign: *Faithfulness*
- To watch **Human Trafficking by UNODC United Nations Office on Drugs and Crime** (1:22) so you can explain what's happening if necessary
- A large sheet of paper with the pencil outline of a heart
- Trays, each with a layer of different poster paint colour
- To know about the **Helping-Hand Appeal** and how to donate – please note the video is not age-appropriate as it is aimed at an older age-group
- Memory verse poster

## Start it

### Say:

The Bible stories for our next two *Explore It* sessions are set in Egypt. So today we're going to start by discovering a bit about Ancient Egypt.

Give each child a piece of paper and a pencil. Ask them to create a question to ask the rest of the group based on the video clip they are about to watch. They can write it during the clip or after it has finished. Afterwards they can ask each other their questions about Ancient Egypt.

## Video

***Ancient Egypt: The Pharaoh civilisation Educational Video for Kids*** by Happy Learning English (4:02)

### Ask:

What was your favourite fact that you discovered about Egypt?

## Sing it

### Say:

Our song this week tells the first part of our Bible story for today. You may not be able to keep up with all the words, but see what you can discover about Joseph's story in the song. (Or perhaps you still remember the song from June last year!)

## Song

**'Joseph's Coat' *Joseph and The Amazing Technicolor Dreamcoat*** by Andrew Lloyd Webber and Tim Rice (4:02)

## **Say:**

We find Joseph's story in the first book of the Bible in Genesis.

## **Read:**

**'Joseph was born when his father Israel, also called Jacob, was old. So Israel loved Joseph more than his other sons. He made Joseph a special robe with long sleeves. Joseph's brothers saw that their father loved Joseph more than he loved them. So they hated their brother and could not speak to him politely.'**

(Genesis 37:3-4 ICB)

Older Bible translations speak about 'a coat of many colours', but most scholars and translators these days recognise it refers to length rather than colour – possibly 'long-sleeved', making it impractical for work.

## Tell it

## **Say:**

Our story starts off with a family divided. Jacob's sons could see that he loved Joseph more than he loved them. Things got even worse when Joseph shared his unusual dreams.

## **Video**

*Joseph and his coat (Genesis 37)* by Saddleback Kids (3:17)

## **Ask:**

- Why were Joseph's brothers so angry about his dreams?
- What did they do to get their revenge?
- How much money did they get for selling Joseph?
- Where was Joseph taken?

## **Say:**

Even though Joseph didn't get along with his brothers, he never imagined they would do something like this. He must have trusted them as he was willing to visit them alone. However, his brothers took advantage of Joseph as there was no one to help him.

## **Ask:**

How do you think Joseph felt when he realised his brothers had put him up for sale?

## **Say:**

It's difficult for us to imagine a person being sold as a slave, but this is exactly what happened to Joseph. He was outnumbered and alone. There was nothing he could do to protect himself from his brothers' horrible actions. All he could do was trust that God would continue to be faithful to him.

Display the *Faithfulness* sign.

**Say:**

It would have been easy for Joseph to think that God had abandoned him, but instead he trusted that God would see him through this awful situation. When we describe God as faithful, it means he can be trusted. Faithfulness is a fruit of the Spirit and is something that God can grow in our hearts as well. Joseph knew that God could be trusted. Let's find out what happened next in the story.

## Video

*Joseph in Egypt (Genesis 39–41)* by Saddleback Kids (stop at 1:59)

**Watch: 0.00 to 1:59** 'and sent him to prison. [Joseph,] "Oh"'.  
*(Note: The video content is not visible in the provided image.)*

**Ask:**

- What did Potiphar notice about Joseph?
- How did Potiphar reward Joseph for his hard work?

**Say:**

Potiphar's wife tried to tempt Joseph to do the wrong thing. Joseph refused and remained faithful to God. Despite his innocence, Joseph was thrown into jail.

**Ask:**

- How would you feel if you were in Joseph's situation and were accused of something you hadn't done?
- Do you think it would be understandable if Joseph reacted with bitterness and anger at this point in the story? If so, why?

**Say:**

Despite all the challenges he faced, Joseph continued to trust in God's faithfulness and chose to keep doing the right thing. He knew God would see him through.

**Watch: 1:59 to end.**  
*(Note: The video content is not visible in the provided image.)*

**Ask:**

- What do you notice about the way Joseph shared his dreams with Pharaoh, compared to the way he shared them with his brothers?

**Say:**

It was never OK for Joseph's brothers to do what they did. But as he grew older, Joseph learned how to share his special gift from God in a kinder way. He helped other prisoners understand their dreams and eventually this caught Pharaoh's attention. Joseph always made it clear that his ability to interpret dreams was because of God.

## Action it

### Say:

Sadly, slavery has always been a part of this world. Joseph's situation was awful, and he was treated terribly by the people he thought he could trust. Despite this, he was able to move into a position of power in Pharaoh's palace.

### Say:

There are many people in our world today who are sold into modern slavery and forced to do things they don't want to do. This is called 'human trafficking'. Unlike Joseph, there is no way for them to climb up the ladder to a position of power.

### Say:

People who are trafficked today are often powerless. All their money and security is taken away and they are unable to make decisions for themselves.

Watch the following clip with the children and discuss how people are tricked into situations by people they thought they could trust. Explain how videos like this are used to warn people about the tricks traffickers use. Give the children the opportunity to ask questions about the clip and modern slavery.

## Video

### ***Human Trafficking* by UNODC United Nations Office on Drugs and Crime (1:22)**

Explain that the children are going to create a display that can be used in the wider church to promote The Salvation Army's Helping-Hand Appeal. The Salvation Army uses money raised to support people who are victims of human trafficking. The task is to let their church know where they can find out more information and donate.

Use a large sheet of paper with the outline of a heart drawn on it in pencil. Ask the children to press their hands on the coloured trays of paint, then fill the heart with their brightly coloured handprints. While the paint is drying, they can make signs to add to the picture that let people know about the Helping-Hand Appeal and where they can donate. These signs can be added to the picture and displayed at the church.

## Pray it

### Say:

Joseph faced so many challenges caused by the bad behaviour of others, and yet he continued to trust God. He showed kindness to others, and they discovered God's faithfulness through Joseph's actions. Our memory verse for this month reminds us that God works in situations in

our lives for good when we trust in him.

Display the memory verse for this month and read it with the children. Give out the memory verse wristbands.

## Memory verse

**‘And we know that in all things God works for the good of those who love him, who have been called according to his purpose.’**

(Romans 8:28 *NIV*)

### Say:

There are many people in the world that are caught up in human trafficking and we are going to pray for them. We are going to ask God to work in these horrible situations and bring freedom to those who are suffering.

Give each child a hand-shaped piece of paper to write a prayer on, for those who are suffering as modern-day slaves. They could pray for the people involved in The Salvation Army’s anti-human trafficking work. They could ask God to change the hearts of those who are hurting others.

A suggested music track is provided below that can be used as the children write their prayers. Ask the children to read their prayers to bring the session to a close. They will need to take their handprint prayer home with them, as it is part of one of the *Explore It ideas* activities.

## Listen

‘God of Mercy’ by Lou Fellingham (3:51)

## Explore it

Remember to send home the *Explore It ideas* for children and families.



## God speaks through dreams

Here are some ideas for you to explore at home.



### Bible verses:

Genesis 37, 39, 41  
Joseph sold into slavery



### Aim:

To discover how God is with us even in the most difficult times



**Today's fruit:**  
Faithfulness



### Pray

In today's *Explore It* session you wrote a prayer to support people involved in modern slavery. Find a place at home to stick up your handprint prayer and take time each day to read it aloud.



### Share

The Salvation Army's Helping-Hand Appeal raises awareness and money to fight against modern slavery. How could you help with this? Could you share what you have discovered with people at home, or even with your class at school? If so, how?

Find one way to support the Helping-Hand Appeal this week.



### Song for the week

'Joseph's Coat' *Joseph and The Amazing Technicolor Dreamcoat* by Andrew Lloyd Webber and Tim Rice (4:02)



### Memory verse

'And we know that in all things God works for the good of those who love him, who have been called according to his purpose.'

(Romans 8:28 NIV)



*Kids Alive!* Online – [salvationarmy.org.uk/kidsalive](http://salvationarmy.org.uk/kidsalive)

*Kids Alive!* The UK's only weekly Christian comic – is filled with jokes, competitions, Bible-based cartoons and much more... and is now available to read online!



Children & Youth

# God speaks through dreams

**Bible verses:**

Genesis 41  
The King's dreams

**Aim:**

To learn that Joseph helped Pharaoh with his bad dreams

**Today's fruit:**

Faithfulness



## Memory verse

**'And we know that in all things God works for the good of those who love him, who have been called according to his purpose.'**

(Romans 8:28 *NIV*)



## Sing It

**'If I were a butterfly'** (lyrics and music)

**'The butterfly song'** by Brian Howard, uploaded by Unreached Corners (3:09)

**'Wonderful Lord'** (official video) by Doug Horley (3:13)



## Start it

Today we are going to hear about how Joseph helped the king when he had bad dreams.




## Tell it

Share a child-friendly version of Genesis 41.

Sit in a circle and ask the group to share together:

- How long do you sleep at night?
- When is bedtime and what helps you to fall asleep?
- Do you know anyone who can explain your dreams?
- What do we do when we have bad dreams?
- What helps you to wake up in the mornings?



## Action it

Games and activities to reinforce the Bible passage:

- Mime different 'getting ready for the day after sleep' actions (stretching, eating breakfast, yawning, brushing teeth, getting dressed) while others guess the action.
- Act out those moments when Pharaoh gave Joseph a ring, dressed him in a fine robe and gave him a chariot to ride in.
- Play statue or sleeping games like 'dead lions'.



 Explore it

# Faithfulness

August 2024 session 1




Children  
& Youth





**'And we know that in all things  
God works for the good of those  
who love him, who have been  
called according to his purpose.'**  
(Romans 8:28 NIV)




**'And we know that in all things  
God works for the good of those  
who love him, who have been  
called according to his purpose.'**  
(Romans 8:28 NIV)




**'And we know that in all things  
God works for the good of those  
who love him, who have been  
called according to his purpose.'**  
(Romans 8:28 NIV)



**'And we know that in all things  
God works for the good of those  
who love him, who have been  
called according to his purpose.'**  
(Romans 8:28 NIV)



**'And we know that in all things  
God works for the good of those  
who love him, who have been  
called according to his purpose.'**  
(Romans 8:28 NIV)



**'And we know that in all things  
God works for the good of those  
who love him, who have been  
called according to his purpose.'**  
(Romans 8:28 NIV)



**‘And we know that in all things  
God works for the good of those  
who love him, who have been  
called according to his purpose.’**  
(Romans 8:28 *NIV*)

**‘And we know that in all things  
God works for the good of those  
who love him, who have been  
called according to his purpose.’**  
(Romans 8:28 *NIV*)

**‘And we know that in all things  
God works for the good of those  
who love him, who have been  
called according to his purpose.’**  
(Romans 8:28 *NIV*)

**‘And we know that in all things  
God works for the good of those  
who love him, who have been  
called according to his purpose.’**  
(Romans 8:28 *NIV*)

**‘And we know that in all things  
God works for the good of those  
who love him, who have been  
called according to his purpose.’**  
(Romans 8:28 *NIV*)

**‘And we know that in all things  
God works for the good of those  
who love him, who have been  
called according to his purpose.’**  
(Romans 8:28 *NIV*)



## Explore it

**‘And we know that in all things  
God works for the good of  
those who love him,  
who have been called  
according to his purpose.’**

**(Romans 8:28 *NIV*)**

## Joseph tricks his brothers



**Bible verses:**

Genesis 41:17-40,44; 45:1-5  
Joseph sets a trap



**Aim:**

To know the story of Joseph's reunion with his brothers



**Today's fruit:**

Kindness



In our story today Joseph is reunited with the brothers who sold him into slavery.

Joseph is in a very different situation from last week. He is no longer a slave; he is a powerful leader in Pharaoh's court. Will he take the opportunity to seek his revenge on his brothers, or will he meet them with a heart full of forgiveness?

Joseph had every reason to be angry or seek revenge, but instead chooses to show kindness.

### Each child will need:

- Pens/pencils and paper
- *Patch's Pals* handout
- *Explore It ideas* handout

### You will need:

- Today's fruit sign: *Kindness*
- A timer
- Copies of *Kids Alive!* (optional)



## Start it

**Say:**

International Youth Day is on 12 August, a day when people across the world think about all the

issues that impact young people. In our session today we're focusing on kindness as our fruit of the Spirit. Working in teams, see how many acts of kindness you can list in two minutes. These acts of kindness need to be focused on other children and young people.

Once they have finished, share the ideas together. What one act of kindness could they try out this week?

## Sing it

### Say:

In our last session we started to discover the story of Joseph and his God-given ability to interpret dreams. Our song for today is another from the musical *Joseph and the Amazing Technicolor Dreamcoat*. Listen carefully to the words to discover Pharaoh's weird and wonderful dreams. The words are tricky but you can join in with the 'bop sh'waddy' line each time.

## Song

'**Song of the King**' *Joseph and The Amazing Technicolor Dreamcoat* by Andrew Lloyd Webber and Tim Rice (4:22)

## Tell it

### Say:

Joseph listened carefully to Pharaoh's dreams and told him what they meant. When the song has finished, see if you can explain to a partner what was going to happen in Egypt.

## Video

**Pharaoh's Dreams Explained - Donny Osmond** *Joseph and The Amazing Technicolor Dreamcoat* by Andrew Lloyd Webber and Tim Rice (1:24)

Give the children the opportunity to share what they think the dreams meant and then clarify any misunderstanding. The dream description is in Genesis 41:17-24.

### Say:

As the only person able to interpret Pharaoh's dream, Joseph soon became a firm favourite in the palace. When the suggestion was made to put someone in charge of protecting the people from the famine, Joseph was the perfect choice.

### Read:

**'This seemed like a very good idea to the king. All his officers agreed. And the king asked them, "Can we find a better man than Joseph to take this job? God's Spirit is truly in**

him!”

**‘So the king said to Joseph, “God has shown you all this. There is no one as wise and understanding as you are. I will put you in charge of my palace. All the people will obey your orders. Only I will be greater than you.”’**

(Genesis 41:37-40 ICB)

**Ask:**

- What are some of the challenges Joseph had to face on his way to Egypt?
- In what way was life different for Joseph now?

**Say:**

Joseph went from being a humble slave to a powerful ruler. If only his brothers could see him now! The next part of the story is found in Genesis chapters 42-45. There’s a lot to pack into the story, so we’re going to watch a clip to help us understand what happened.

## Video

*Joseph Forgives (Genesis 42-45)* by Saddleback Kids (3:44)

**Watch: 0:00-2:22** ‘But Joseph provided for his brothers’ journey and gave them grain and silver.’

**Ask:**

How many years of abundance and famine did Egypt have? How many years is that in total?

If you have a seven-year-old in your group, then ask them to imagine a time of famine that lasted their entire lives. What do the children think it was like to live through something like that?

**Ask:**

- Why were the Egyptians safe throughout the famine?
- What did Israel (Jacob) ask his sons to do?
- Why did Benjamin stay behind?

**Say:**

Jacob (Israel) hadn’t really learned his lesson about having a favourite son. He insisted that Benjamin should stay home with him so that Benjamin would come to no harm.

**Ask:**

What did Joseph do when he saw his brothers?

**Say:**

After his brothers had spent three days in jail, Joseph let all but one of the brothers return home.

**Ask:**

Who did Joseph ask the brothers to bring back to him?

**Read:**

‘On the third day Joseph said to them, “I am a God-fearing man. Do this thing, and I will let you live: if you are honest men, let one of your brothers stay here in prison. The rest of you go and carry grain back to feed your hungry families. Then bring your youngest brother back here to me. If you do this, I will know you are telling the truth. Then you will not die.”

‘The brothers agreed to this. They said to each other, “We are being punished for what we did to our brother. We saw his trouble. He begged us to save him, but we refused to listen. That is why we are in this trouble now.”

‘Then Reuben said to them, “I told you not to harm the boy. But you refused to listen to me. So now we are being punished for what we did to him.”

‘When Joseph talked to his brothers, he used an interpreter. So they did not know that Joseph understood what they were saying. Then Joseph left them and cried.’

(Genesis 42:18-24 ICB)

**Ask:**

- Why do you think Joseph kept his identity a secret?
- Why do you think Joseph cried when he heard his brothers talking about what had happened all those years ago?

**Watch: 2:23-end.**

**Say:**

The brothers returned with Benjamin just as Joseph had asked them to.

**Ask:**

What did Joseph do next? Why do you think he was playing all these tricks on his brothers?

**Read:**

‘So Joseph said to them, “Come close to me.” So the brothers came close to him. And he said to them, “I am your brother Joseph. You sold me as a slave to go to Egypt. Now don’t be worried. Don’t be angry with yourselves because you sold me here. God sent me here ahead of you to save people’s lives. No food has grown on the land for two years now. And there will be five more years without planting or harvest. So God sent me here ahead of you. This was to make sure you have some descendants left on earth. And it was to keep you alive in an amazing way. So it was not you who sent me here, but God. God has made me the highest officer of the king of Egypt. I am in charge of his palace. I am the master of all the land of Egypt.”’

(Genesis 45:4-8 ICB)



**Ask:**

Have you worked out what amazing gift Joseph gave to his brothers?

**Say:**

Joseph may have given his brothers food to eat, but the most amazing gift he gave them was forgiveness. He sent his brothers back to collect his father and promised that he would care for their families. It would have been so easy for Joseph to send them away, but instead he showed kindness and forgave them.

Display the *Kindness* sign.

**Ask:**

What role does forgiveness play in growing the fruit of kindness in our hearts?

**Say:**

Forgiving others can be a challenging thing to do, but we can look to Joseph as an example of what forgiveness really looks like.

## Action it

The children are going to create a *Patch's Pals* comic strip based around the theme of forgiveness. You may wish to share copies of *Kids Alive!* to help. Spend time discussing ideas with the children and then give them time to complete their comic strip. They can use whichever characters they like from *Patch's Pals* to tell their forgiveness story. When the children have completed their comic strip, they can share it with the rest of the group.

## Pray it

**Ask:**

Do you find it difficult or easy to forgive? Does it depend on the situation? If so, how?

**Say:**

In our Pray It time today we're going to think about who we might need to forgive. Often when we think of forgiveness, it can feel like we are letting the other person get away with hurting us. That's not how forgiveness works. When we forgive someone, we hand the situation and the person over to God and trust him to work the situation for good. We might not always get an apology or even find out if the person regrets what they did, but we can trust God either way.

Give the children time to think about someone they may need to forgive. Explain that forgiveness does not excuse bad behaviour, and that if anything is happening that they are worried about then they can talk to an adult that they trust.

The aim of this forgiveness prayer time is to hand the situation over to God. This activity needs to be handled with care as the children could be forgiving something as simple as a disagreement in the playground or may have more significant issues they are facing. You know your group best and so can adapt this prayer time in a way that best suits their needs.

**Say:**

Let's share our memory verse together, which reminds us how God is with us in the most challenging circumstances.

## Memory verse

**'And we know that in all things God works for the good of those who love him, who have been called according to his purpose.'**

(Romans 8:28 *NIV*)

## Explore it

Remember to send home the *Explore It ideas* for children and families.



## Joseph tricks his brothers

Here are some ideas for you to explore at home.



### Bible verses:

Genesis 41:17-40,44; 45:1-5  
Joseph sets a trap



### Aim:

To know the story of Joseph's reunion with his brothers



**Today's fruit:**  
Kindness



### Create

Create your own version of this month's memory verse to stick up at home. You could surround the verse with pictures of situations that you would like God to work for good.

**'And we know that in all things God works for the good of those who love him, who have been called according to his purpose.'**

(Romans 8:28 NIV)



### Share

Watch the clip with someone at home and discuss what it means to forgive others. Share a time you chose to forgive someone and talk about the difference it made to the situation.

**Word of the Day (Forgive)** by Saddleback Kids



### Memory verse

**'And we know that in all things God works for the good of those who love him, who have been called according to his purpose.'**

(Romans 8:28 NIV)



### Song for the week

**'Song of the King' Joseph and The Amazing Technicolor Dreamcoat** by Andrew Lloyd Webber and Tim Rice

# Joseph tricks his brothers

**Bible verses:**

Genesis 45:1-5

Joseph reveals who he is

**Aim:**

To know that Joseph showed kindness to his brothers

**Today's fruit:**

Kindness



## Memory verse

**'And we know that in all things God works for the good of those who love him, who have been called according to his purpose.'**

(Romans 8:28 NIV)



## Start it

Today we are going to hear about how Joseph forgave his brothers and was kind to them, despite what they had done to him.



## Tell it

Share a child-friendly version of Genesis 45:1-5.

Sit in a circle and ask the group to share together:

- What do we mean by forgiving someone?
- Joseph's brothers once sold him to be a slave. What is a slave?
- Famine is when there is not enough food. What would you do if your friend did not have enough food to eat?
- Joseph shared food with his brothers. What things have you shared with others?



## Sing It

**'The wise man built his house upon the rock'** by Tiny Tree Tunes uploaded by Lithos Kids. Just the first two verses (1:35)

**'All through history'** Nicky & Becky Drake by Worship For Everyone (3:36)



## Action it

Games and activities to reinforce the Bible passage:

- Joseph played a trick on one of his brothers with a silver cup. Hide a silver cup in the room and see who can find it.
- Sharing activities using either sweets or biscuits.
- Rehearse saying 'I'm sorry' and 'I forgive you' - this is what Joseph and his brothers had to do. Perhaps children might want to say it to somebody in the room?



 **Explore it**

# Kindness


August 2024 session 2



Children  
& Youth



ANDY ROBB



THE SALVATION ARMY - A CHRISTIAN CHURCH AND REGISTERED CHARITY  
LOCAL INFO LOCAL INFO LOCAL INFO

## Moses is raised as a royal



**Bible verses:**

Genesis 47:5–6; Exodus 1:8–10,22; 2:3–10  
Baby Moses



**Aim:**

To explore how God works in some difficult situations



**Today's fruit:**

Gentleness



In this session God works to save Moses from a cruel Pharaoh and set him on an adventure to become a great leader.

Around 400 years after Joseph and his family lived in Egypt there was a new Pharaoh in town. This Pharaoh did not know about Joseph and all the wonderful things he did to help the people of Egypt. Instead, he was worried that the Israelites would take over his kingdom. So Pharaoh enslaved the Israelites and plotted to keep them under his control. Into the middle of this chaos a baby boy, Moses, was born.

Despite Pharaoh's aggressive command, the princess showed gentleness by caring for Moses.

### Each child will need:

- Resources to make weaved baskets - see Action it
- *Explore It ideas* handout

### You will need:

- To watch how to make a basket video in advance - see Action it
- Today's fruit sign: *Gentleness*



## Start it

Play a game of *Fruit salad* but use the fruit of the Spirit instead. Ask the children to stand or sit in a circle. Give each child the name of a fruit of the Spirit: love, joy, peace, patience, kindness, goodness, faithfulness, gentleness and self-control. If their fruit of the Spirit is called out, then

they need to swap places with someone else. If you are working with a smaller group, then you can break the game up into smaller rounds using three or four fruit of the Spirit each time.



## Sing it

### Say:

In our Bible story today God stepped in to keep baby Moses safe from the evil Pharaoh. Our song for today reminds us that God is always with us, taking care of us and looking out for us.

### Song

'God takes care of me' (Moses song) by Natalie Teo (1:32)



## Tell it

### Say:

Think back to our last session where we read in the Bible the story of Joseph reuniting with his brothers. Joseph and his family decided to stay in Egypt and were welcomed by the Pharaoh. In some versions of the Bible, like the one we're using today, the word 'king' is used instead of Pharaoh. Even though the name is different, it is still talking about the same person.

### Read:

**'Then the king said to Joseph, "Your father and your brothers have come to you. You may choose any place in Egypt for them to live. Give your father and your brothers the best land. Let them live in the land of Goshen. And if any of them are skilled shepherds, put them in charge of my sheep and cattle."'**

(Genesis 47:5-6 ICB)

### Say:

Fast forward around 400 years and there was a new Pharaoh in town. The Israelites stayed in the land and had children, and their children grew up and had more children, and their children grew up and had more children ... you get the picture! The people of Egypt started to feel a little outnumbered.

### Ask:

Why do you think the Pharaoh was so worried about the growing number of Israelites?

### Read:

**'Then a new king began to rule Egypt. He did not know who Joseph was. This king said to his people, "Look! The people of Israel are too many! And they are too strong for us to handle! We must make plans against them. If we don't, the number of their people will**



grow even more. Then if there is a war, they might join our enemies. Then they could fight us and escape from the country!”

(Exodus 1:8-10 *ICB*)

**Say:**

To keep the Israelites under control, Pharaoh turned them into slaves, forcing them to work long hours for little pay. But their numbers grew and grew – and then Pharaoh decided to do a horrible, brutal thing to reduce the number of Israelites.

**Read:**

‘So the king commanded all his people: “Every time a boy is born to the Hebrews, you must throw him into the Nile River. But let all the girl babies live.”’

(Exodus 1:22 *ICB*)

**Ask:**

Why do you think the Pharaoh decided to do such an awful thing? What does it tell us about his character?

**Say:**

Around this time a beautiful baby boy was born. His name was Moses, and he would grow up to become a great leader of Israel. Moses should have been killed like the other baby boys in Egypt, but his mother did an amazing thing to save his life. Watch the clip to find out what happened.

## Video

*The Prince of Egypt - Moses Released in the Nile River to Live from The Prince of Egypt*  
uploaded by Yosef the dreamer (4:03)

**Ask:**

What happened to Moses? How was he kept safe from the Pharaoh’s order to kill him?

**Say:**

The chances of Moses being cared for in the wealthy Egyptian palace were very slim.

**Ask:**

How did God work in this situation to keep Moses safe?

**Say:**

Our memory verse reminds us that God is in every situation we face, no matter how difficult it may seem. Let’s share it together.



## Memory verse

**‘And we know that in all things God works for the good of those who love him, who have been called according to his purpose.’**

(Romans 8:28 NIV)

## Action it

Explain that the children will create their own basket to remind them of the story of Moses and the way God protected him. There are lots of different ways that you can complete this activity and a number of options are given below. Remember to watch the instruction video in advance; the children do not need to see it.

## Suggested basket craft

– **Mini Easter Basket craft** by One Little Project

Resources: a paper cup, scissors, wool, glue, a toothpick, ribbon and a long pipe cleaner – you can skip the chocolate eggs!

– **Super Easy paper basket using paper strips** by Crafts by Anu

Resources: 10 paper strips 1.5cm x 24cm, glue, decorations

– **How to make Rainbow Weaving Basket Kits** by Baker Ross

Resources: **autumn weaving basket kits** by Bakerross.co.uk

## Pray it

### Say:

Today you have created your own basket. It can help you to remember the way that God’s love and care surrounds you every day. We have already shared how Moses was rescued by the Pharaoh’s daughter, but how that happened is a further example of God’s amazing love for us all.

### Read:

**‘Then the daughter of the king of Egypt came to the river. She was going to take a bath. Her servant girls were walking beside the river. She saw the basket in the tall grass. So she sent her slave girl to get it. The king’s daughter opened the basket and saw the baby boy. He was crying, and she felt sorry for him. She said, “This is one of the Hebrew babies.”**

**‘Then the baby’s sister asked the king’s daughter, “Would you like me to find a Hebrew woman to nurse the baby for you?”**

'The king's daughter said, "Yes, please." So the girl went and got the baby's own mother.

'The king's daughter said to the woman, "Take this baby and nurse him for me. I will pay you." So the woman took her baby and nursed him. After the child had grown older, the woman took him to the king's daughter. She adopted the baby as her own son. The king's daughter named him Moses, because she had pulled him out of the water.'

(Exodus 2:5-10 ICB)

### Say:

Not only did Moses end up safe and protected, he was also able to go and live with his own family again. Pharaoh's daughter even paid Moses' Mum to look after him, so the family didn't have any money worries.

### Ask:

How did the Pharaoh's daughter act differently from her father?

Display the *Gentleness* sign.

### Say:

Even though her own father showed cruelty to the Israelites, his daughter made a different choice. She chose gentleness. She chose to take care of Moses and make sure he was safe. Even when we see cruelty around us, we can choose to be gentle and play a part in showing God's love to the world. This is a fruit of God's Spirit.

Ask the children to think of a situation where they could show gentleness. It may be someone at school who isn't being treated fairly, or the children may have followed the crowd and caused harm to someone else. What help do they need from God to show gentleness in that situation? A relaxing music track is provided below to give the children time to pray.

## Listen

'Flow' from River (Solo Piano, Volume 1) by Phil Laeger (4:41)

## Explore it

Remember to send home the *Explore It ideas* for children and families.



## Moses is raised as a royal

Here are some ideas for you to explore at home.



### Bible verses:

Genesis 47:5-6; Exodus 1:8-10,22; 2:3-10  
Baby Moses



### Aim:

To explore how God works in some difficult situations



### Today's fruit:

Gentleness



### Create

The fruit of the Spirit are love, joy, peace, patience, kindness, goodness, faithfulness, gentleness and self-control. Create a short game to play at the start of the next *Explore It* session that helps everyone to remember the fruit of the Spirit. Jot down how to play your game and bring it to the next *Explore It* session.



### Construct

This week you created your own basket. Now it's time to take it to the next level and do a little recycling in the process. You will definitely need help from a grown-up with this activity, so ask someone at home to help.

**How to Make a Newspaper Basket** by Happiness is Handmade



### Song for the week

'God takes care of me' (Moses song) by Natalie Teo



### Memory verse

'And we know that in all things God works for the good of those who love him, who have been called according to his purpose.'

(Romans 8:28 NIV)



*Kids Alive!* Online – [salvationarmy.org.uk/kidsalive](http://salvationarmy.org.uk/kidsalive)

*Kids Alive!* The UK's only weekly Christian comic – is filled with jokes, competitions, Bible-based cartoons and much more... and is now available to read online!

# Moses is raised as a royal



**Bible verses:**  
Exodus 2:3-10  
Baby Moses



**Aim:**  
To know the start  
of Moses' life



**Today's fruit:**  
Gentleness



## Memory verse

**'And we know that in all things God works for the good of those who love him, who have been called according to his purpose.'**

(Romans 8:28 *NIV*)



## Start it

Today we are going to hear about a baby who was born a long time ago, called Moses.



## Tell it

Share a child-friendly version of Exodus 2:3-10

Sit in a circle and ask the group to share together:

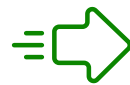
- Does anyone have a baby brother or sister?
- Why are babies so special?
- What does a baby need to be happy?
- How do you like to play in water?
- What would it be like to live in a palace?



## Sing It

**'Great big God!'** Vineyard Kids, Vineyard Worship UK and Ireland (2:51)

**'Jesus song'** by Saddleback Kids (2:45) This song tells us about the amazing thing Jesus did.



## Action it

Games and activities to reinforce the Bible passage:

- Pretend you are the Egyptian Pharaoh and give orders to the rest of the group (perhaps play a game of *Simon Says* but call it *Pharaoh Says*).
- Wrap up items to protect them from water (like Moses was put in the basket).
- Test toys which float using a small paddling pool / bowl of water.
- Pretend you are swimming in the River Nile.
- Make water sounds.
- Act out the scene of being the princess finding the baby Moses in the River Nile.

 **Explore it**

# Gentleness

August 2024 session 3



Children  
& Youth

# God speaks through a burning bush

**Bible verses:**

Exodus 2:11-12; 3:7-14

Moses helps his people

**Aim:**

To reflect upon how God might equip us

**Today's fruit:**

Peace



In today's session we'll discover how an encounter with a burning bush changed everything for Moses.

Even though Moses grew up in the luxury of the Pharaoh's palace, he was never at peace with his surroundings. After a fit of anger led to a terrible mistake, he was forced to leave Egypt. But God still had a plan for Moses.

Although Moses was heading into a challenge, knowing God was 'I AM' gave him peace.

**Each child will need:**

- A4 white card, brown crayons / colouring pencils, red, orange and yellow tissue paper, glue, scissors and pens
- *Explore It ideas* handout

**You will need:**

- Today's fruit sign: *Peace*



## Start it

Last week, at home, the children were asked to create a game to help everyone remember the fruit of the Spirit. Choose a couple of volunteers to share how their game is played and have fun together.

If none of the children has created a game, then use the fruit of the Spirit version of *Fruit Salad* from Session Three.

## Sing it

### **Say:**

This month our memory verse reminds us that God can work even in the most challenging situations for good. Let's share the verse together and sing a song based around the same Scripture.

### **Memory verse**

**'And we know that in all things God works for the good of those who love him, who have been called according to his purpose.'**

(Romans 8:28 *NIV*)

### **Song**

**'Romans 8:28' Kids sing-along Bible Worship Song** by Allstars Kids Club (1:21)

## Tell it

### **Say:**

Last week we started to learn about the story of Moses.

### **Ask:**

What happened to Moses when he was a baby?

### **Say:**

Let's find out what happened next in the story.

### **Video**

***Moses and the Burning Bush*** by Saddleback Kids (4:41)

**Watch: 0:00-1:59** 'God heard his people and knew it was time to act.'

### **Ask:**

- Where did Moses grow up?
- In what ways do you think it felt strange for Moses to live in the palace while he could see his own people working as slaves?
- Why did Moses have to leave Egypt?

### **Read:**

**'Moses grew and became a man. One day he visited his people, the Hebrews. He saw that**



they were forced to work very hard. He saw an Egyptian beating a Hebrew man, one of Moses' own people. Moses looked all around and saw that no one was watching. So he killed the Egyptian and hid his body in the sand.'

(Exodus 2:11-12 *ICB*)

**Say:**

Even though the Egyptian had been cruel to the Hebrew man, Moses was wrong to take revenge. He fled from Egypt and joined the Midianites and married Jethro's daughter, Zipporah.

**Ask:**

How did the new Pharaoh treat the Israelites?

**Watch: 2:00-end.**

**Ask:**

- Why do you think God appeared to Moses as a burning bush?
- What was God concerned about?
- What did God want Moses to do?

**Read:**

The Lord said, "I have seen the troubles my people have suffered in Egypt. And I have heard their cries when the Egyptian slave masters hurt them. I am concerned about their pain. I have come down to save them from the Egyptians. I will bring them out of that land. I will lead them to a good land with lots of room. This is a land where much food grows. This is the land of these people: the Canaanites, Hittites, Amorites, Perizzites, Hivites and Jebusites. I have heard the cries of the people of Israel. I have seen the way the Egyptians have made life hard for them. So now I am sending you to the king of Egypt. Go! Bring my people, the Israelites, out of Egypt!"

(Exodus 3:7-10 *ICB*)

**Ask:**

How did Moses feel about being given such an important task to do for God?

**Read:**

'But Moses said to God, "I am not a great man! Why should I be the one to go to the king and lead the Israelites out of Egypt?"'

(Exodus 3:11 *ICB*)

**Ask:**

- How do you think you would have felt in Moses' position?
- Have you ever experienced feelings of self-doubt when something important needs to be done? If so, what was it like?

## Say:

Moses was asked to fight injustice and stand up for people who could not stand up for themselves. It is understandable that he would be nervous.

## Ask:

How did God reassure Moses?

## Read:

**‘God said, “I will be with you. This will be the proof that I am sending you: you will lead the people out of Egypt. Then all of you will worship me on this mountain.”**

**‘Moses said to God, “When I go to the Israelites, I will say to them, ‘The God of your ancestors sent me to you.’ What if the people say, ‘What is his name?’ What should I tell them?”**

**‘Then God said to Moses, “I AM WHO I AM. When you go to the people of Israel, tell them, ‘I AM sent me to you.’”**

(Exodus 3:12-14 *ICB*)

## Ask:

What names would you give to God?

## Say:

‘I AM’ sounds like an unusual name to call God, but it reminds us that he is with us always. It’s as if God is saying ‘I am here’ and that he will always be present. There may be times when we don’t feel like God is with us or we feel unsure as Moses did. Our story today reminds us that no matter what circumstances we face, God is always with us.

## Action it

Explain that the children are going to create a picture of the burning bush.

### Burning bush art

- Turn the card the landscape way up, and draw the branches of the bush, using the brown crayon or coloured pencil.
- Then create the flames of the bush by glueing the tissue paper to the branches. They can layer the flames on top of one another, or use them scrunched up.
- Finally, write the words of Exodus 3:12: ‘I will be with you.’



**Say:**

When we feel anxious or uncertain, we can be sure that God is with us, just as he was with Moses.

Display the *Peace* sign.

**Say:**

As Moses made his way back to Egypt, he felt a sense of peace that God was with him. We can feel that same sense of peace today.



## Pray it

**Say:**

Moses set off to face a situation where he knew it would be difficult. He had to be brave and courageous to stand up to the cruel Pharaoh. God promised to be with him and Moses felt at peace.

**Say:**

As a fruit of God's spirit, peace might be within you; you feel calmer about a situation because you are now trusting God to carry you through it. But outside of us, sometimes we may feel that we are facing challenging circumstances, or see a world around us that is far from peaceful because of fighting and wars.

**Ask:**

Where would you love to see God's peace in the world?

**Say:**

To bring our *Explore It* session to a close we're going to sing a song that is a prayer of peace. It contains these words:

**'We pray your peace on earth,**

**From Heaven to our hearts.**

**We pray your peace on earth,**

**That never will depart.**

**So quiet my soul,**

**Your Saviour is near.**

**He'll cast away your fears.**

**God's peace is with me here.'**

(Cheeky Pandas – 'The Peace Song')

As we sing together, ask God to cast away your fears and bring his peace.

## Song

'The Peace Song' by Cheeky Pandas (3:10)

## Explore it

Remember to send home the *Explore It ideas* for children and families.



---

*Explore It* is produced by the Children and Youth Department in collaboration with Kay Moorby (soulwithaview)

## God speaks through a burning bush

Here are some ideas for you to explore at home.



### Bible verses:

Exodus 2:11-12; 3:7-14  
Moses helps his people



### Aim:

To reflect upon how God might equip us



**Today's fruit:**  
Peace



### Pray

This week we used a song that helped us to pray for God's peace. Listen to the song during your own prayer time each day this week.

As the music plays, pray for peace in situations of conflict in the world. Ask for God's peace in your everyday life too, and pray for family and friends who face challenging circumstances.

'The Peace Song' by Cheeky Pandas



### Bake

Using your imagination, and a little help from someone at home, create a 'burning bush' cupcake. Follow the link for a basic cupcake recipe and then add your own creative flair. Share the cupcakes with everyone at home and tell them the story of Moses and the burning bush.

**Cupcake recipe** by [bbcgood.food.com](http://bbcgood.food.com)  
[www.bbcgoodfood.com/recipes/cupcakes](http://www.bbcgoodfood.com/recipes/cupcakes)



### Song for the week

'Romans 8:28' Kids sing-along Bible  
Worship Song by Allstars Kids Club



### Memory verse

'And we know that in all things God works for the good of those who love him, who have been called according to his purpose.'

(Romans 8:28 NIV)

# God speaks through a burning bush



## Bible verses:

Exodus 3:1-5  
The burning bush



## Aim:

To learn about Moses  
and the burning bush



## Today's fruit:

Peace



## Memory verse

**'And we know that in all things God works for the good of those who love him, who have been called according to his purpose.'**

(Romans 8:28 *NIV*)



## Start it

Today we are going to hear about something very strange that happened to Moses when he was older, living far away from Egypt.



## Tell it

Share a child-friendly version of Exodus 3:1-5.

Sit in a circle and ask the group to share together:

- What do we know about fire?
- What would you do if you saw something on fire?
- God spoke to Moses. I wonder what God sounds like?
- How does it feel knowing God knows all about you?
- Moses was afraid. What things make you afraid?

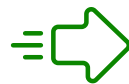
- Do you know any brave people? What makes them brave?



## Sing It

**'Shine! (from the inside out)'** by Nick Jackson uploaded by Tangy Crayfish (2:20)

**'Holy Spirit' for children** by Aji and her friends. Sing only the chorus (0:44-1:15)



## Action it

Games and activities to reinforce the Bible passage:

- Pretend to be flames moving around the room.
- Take off your shoes and pretend to be walking on 'holy ground'.
- A bush was one way, but act out some other ways God might show himself in nature, eg rainbows, sunshine, rainfall, snow falling.
- Pretend to be afraid, then pretend to be brave.

 **Explore it**

**Peace**

August 2024 session 4



Children  
& Youth

## Stubborn Pharaoh is eventually changed



### Bible verses:

Exodus 7:1-5,8-13,20-21; 8:5-8,16-19,24;

9:1-9,15-19; 12:12-13

The plagues of Egypt



### Aim:

To explore the many events leading to Passover



### Today's fruit:

Patience



In today's session we read about a pretty gruesome part of the Israelites' story which involves boils, flies, locusts and frogs.

Moses continued to follow God's calling and challenged Pharaoh to release the Israelites. Pharaoh refused to let the Israelites go and the people of Egypt suffered as a result. We will also explore what it means to be patient as we wait for God to answer our prayers.

It had been a very long time, but Moses' patience eventually paid off and Pharaoh changed his mind to set the Israelites free.

### Each child will need:

- Pens/pencils and paper
- Resources for the children to create their own jigsaw – see Action it
- An envelope to store their jigsaw pieces (optional)
- *Explore It ideas* handout

### You will need:

- To provide a very simple jigsaw puzzle for each team – see Start it
- Today's fruit sign: *Patience*
- Memory verse poster (or reuse the poster from Session One)
- Paper and pen for a list
- To write a prayer on a large sheet of paper – see Pray it



## Start it

One of the themes of today's session is patience, so we are going to start by giving the children a chance to show how patient they are. Divide the group into teams. Each team will need a simple jigsaw puzzle. Ask each team to sit in a circle and place the jigsaw pieces in the centre of the circle. The winning team is the first one to assemble the puzzle. They must obey the following rules:

1. Moving around the circle, they must take turns to complete the jigsaw puzzle.
2. Only one person can touch one jigsaw piece during a turn.
3. Once someone has put down a jigsaw piece, then it is the next person's turn.

Encourage the children to talk to each other about how they can work as a team to complete the task.

When the winning team has completed their jigsaw puzzle, discuss with the children what it was like to complete the puzzle this way. What did they find frustrating? Did they start to feel impatient? If so, what did that look like?

### **Say:**

In our story today the Israelites had to wait patiently to secure their freedom from slavery in Egypt.

## Sing it

### **Say:**

In these sessions we always try to get us to think about God and what it means to follow him as a disciple of Jesus. It is God's 'plan' that we know him. This is his purpose, as our memory verse reminds us.

### **Say:**

However, there may be twists and turns along the way, so don't panic about not knowing God's ideal plan. It's not about finding one way; instead it's about travelling with God, as it says in the chorus of this great song:

**'God has a plan for your life.  
Unexpected turns can be just right.  
Trust your journey with him, always!'**

Our song for today recaps the story of Moses and gives us a clue about what happened next.

## **Song**

**'Little Mo' (The Story of Moses)** by DG Bible Songs (3:25)

## Tell it

### **Say:**

This month we have followed Moses' journey from a basket in the bullrushes, to a palace, to the wilderness and back to Egypt. Let's watch a clip that recaps the story and helps us to discover what happened next.

### **Video**

***Moses and the Exodus Stories of the Bible*** by Saddleback Kids (5:17)

**Watch: 0:00-1:43** 'This is what the Lord, the God of Israel, has said: "Let my people go."'

### **Say:**

Moses had been given very specific instructions from God to return to Egypt and say to the Pharaoh, 'Let my people go.'

### **Ask:**

What do you think the Pharaoh did?

**Watch: 1:44-3:18** 'Yet Pharaoh's heart was hardened, and he would not listen to them. Just as God had said.'

### **Ask:**

What happened the second time Moses asked the Pharaoh to 'Let my people go'?

### **Say:**

God had had enough with Pharaoh. All the people of Egypt suffered because of the Pharaoh's stubbornness.

Give each child a piece of paper and ask them to write the numbers one to ten. As they watch the clip, ask them to write down the ten plagues God sent to the people of Egypt. You may want to watch this section through once and then go back to the beginning so that the children can write down each plague.

**Watch 3:19-4:28** 'Pharaoh summoned Moses and Aaron and told them to be gone with the Israelites.'

The accompanying Scripture verses are listed below for you to discuss with the children. Before each plague was sent, God warned the Pharaoh what would happen if he didn't let the Israelites go. Every time, Pharaoh chose to ignore God and keep the Israelites captive.

This is a difficult section where *Explore it* invites children for their thoughts. Trust that a child's spirituality is the sense-making activity they undergo based upon experiences. The Bible writers were also trying to make sense of events in the world and how God was involved.

Please adapt the discussions around this topic with your group as some of the plagues are gruesome. It may be difficult for the children to understand how a loving God could let so many children and animals die. There are no neat answers to these issues and sometimes we need to grapple with the uncomfortable parts of the Bible and how its writers understood events.

### 1. **Blood**

**‘So Moses and Aaron did just as the Lord had commanded. Aaron raised his staff and struck the water in the Nile River. He did this in front of the king and his officers. So all the water in the Nile changed into blood. The fish in the Nile died, and the river began to stink. So the Egyptians could not drink water from it. Blood was everywhere in the land of Egypt.’**

(Exodus 7:20-21 *ICB*)

### 2. **Frogs**

**‘Then the Lord said to Moses, “Tell Aaron to hold his staff in his hand over the rivers, canals and ponds. Make frogs come up out of the water on to the land of Egypt.”**

**‘Aaron held his hand over all the waters of Egypt. The frogs came up out of the water and covered the land of Egypt. The magicians used their tricks to do the same thing. So even more frogs came up on to the land of Egypt.**

**‘So the king called for Moses and Aaron. He said, “Pray to the Lord to take the frogs away from me and my people. I will let your people go to offer sacrifices to the Lord.”’**

(Exodus 8:5-8 *ICB*)

### 3. **Gnats**

**‘Then the Lord said to Moses, “Tell Aaron to raise his staff and strike the dust on the ground. Then everywhere in Egypt the dust will change into gnats.” They did this. Aaron raised the staff that was in his hand and struck the dust on the ground. Then everywhere in Egypt the dust changed into gnats. The gnats got on the people and animals. Using their tricks, the magicians tried to do the same thing. But they could not make the dust change into gnats. The gnats remained on the people and animals. So the magicians told the king that the power of God had done this. But the king was stubborn and refused to listen to them. This happened just as the Lord had said.’**

(Exodus 8:16-19 *ICB*)

### 4. **Flies**

**‘So the Lord did as he had said. Great swarms of flies came into the king’s palace and his officers’ houses. All over Egypt flies were ruining the land. The king called for Moses and Aaron. He told them, “Offer sacrifices to your God here in this country.”’**

(Exodus 8:24-25 *ICB*)

## 5. Livestock

**‘Then the Lord told Moses, “Go to the king of Egypt. Tell him, ‘This is what the Lord, the God of the Hebrews, says: Let my people go to worship me. You might refuse to let them go and continue to hold them. Then the Lord will punish you. He will send a terrible disease on all your farm animals. He will cause all of your horses, donkeys, camels, cattle and sheep to become sick. But the Lord will treat Israel’s animals differently from the animals of Egypt. None of the animals that belong to the Israelites will die. The Lord has set tomorrow as the time he will do this in the land.’” The next day the Lord did as he promised. All the farm animals in Egypt died. But none of the animals belonging to the Israelites died. The king sent people to see what had happened to the animals of Israel. They found that not one of them had died. But the king was still stubborn. He did not let the people go.’**

(Exodus 9:1-7 *ICB*)

## 6. Boils

**‘The Lord said to Moses and Aaron, “Fill your hands with the ashes from a furnace. Moses, throw the ashes into the air in front of the king of Egypt. The ashes will spread like dust through all the land of Egypt. The dust will cause boils to break out and become sores on the skin. These sores will be on people and animals everywhere in the land.”’**

(Exodus 9:8-9 *ICB*)

## 7. Hail

**“By now I could have used my power and caused a bad disease. It would have destroyed you and your people from the earth. But I have let you live for this reason: to show you my power. In this way my name will be talked about in all the earth. You are still against my people. You do not want to let them go. So at this time tomorrow, I will send a terrible hailstorm. It will be the worst in Egypt since it became a nation. Now send for your animals and whatever you have in the fields. Bring them into a safe place. The hail will fall on every person or animal that is still in the fields. If they have not been brought in, they will die.”’**

(Exodus 9:15-19 *ICB*)

## 8. Locusts

**‘So Moses raised his staff over the land of Egypt. And the Lord caused a strong wind to blow from the east. It blew across the land all that day and night. When morning came, the east wind had brought the locusts. Swarms of locusts covered all the land of Egypt and settled everywhere. There were more locusts than ever before or after. The locusts covered the whole land so that it was black. They ate everything that was left after the hail. They ate every plant in the field and all the fruit on the trees. Nothing green was left on any tree or plant anywhere in Egypt.’**

(Exodus 10:13-15 *ICB*)

## 9. Darkness

**‘Then the Lord told Moses, “Raise your hand toward the sky, and darkness will cover the land of Egypt. It will be so dark you will be able to feel it.” So Moses raised his hand toward the sky. Then total darkness was everywhere in Egypt for three days. No one could see anyone else. And no one could go anywhere for three days. But the Israelites had light where they lived.’**

(Exodus 10:21–23 *ICB*)

## 10. Firstborn

**‘At midnight the Lord killed all the firstborn sons in the land of Egypt. The firstborn of the king, who sat on the throne, died. Even the firstborn of the prisoner in jail died. Also all the firstborn farm animals died. The king, his officers and all the Egyptians got up during the night. Someone had died in every house. So there was loud crying everywhere in Egypt.’**

(Exodus 12:29–30 *ICB*)

### **Say:**

The final straw for stubborn Pharaoh was the plague over Egypt where every firstborn child died. The Israelites were saved from this disaster by cooking lamb and painting their doorposts with lamb’s blood – a night which became known as Passover.

**Watch: 4:29–end.**

### **Say:**

Pharaoh was repeatedly given the opportunity to do the right thing and let God’s people go, but he refused and continued to break the promises he had made. All the time, Moses had to remain patient. Eventually, God saved the people of Israel and they were freed from slavery.

## Action it

So far, as we have looked at the story of the ten plagues, we have focused on the Pharaoh’s disobedience to God. Now, let’s think about what it would have been like for the Israelites.

### **Ask:**

What happened each time Moses warned Pharaoh about the next plague?

### **Say:**

Pharaoh kept promising to let the Israelites go and then he would change his mind. Each time, the Israelites raised their hopes and had them dashed. Each time, they had to remain patient and put their trust in God again and again.

Display the *Patience* sign.

## Ask:

Do you find it difficult to be patient with other people? If so, how? What about God – is it difficult to be patient when you are waiting for him to answer your prayers?

## Say:

Our memory verse reminds us that we can patiently trust God to work every situation for good. It may take time for all the pieces to fall into place, but we can patiently wait for God's plan to be fulfilled. Let's share our memory verse together.

## Memory verse

**'And we know that in all things God works for the good of those who love him, who have been called according to his purpose.'**

(Romans 8:28 *NIV*)

## Jigsaw puzzle

Explain that the children are going to create a jigsaw puzzle using this month's memory verse. Display Romans 8:28 for the children to copy and use one of the following methods to create the puzzle. Provide an envelope if children are taking these home.

When the children have completed their jigsaw puzzle, explain how we can patiently wait on God and trust him as each piece of his plan falls into place.

## Suggested jigsaw resources

- Purchase blank jigsaw pieces from Amazon
- Print a template from [templatelab.com](http://templatelab.com)



## Pray it

Sit in a big circle as a group. Ask the children to share all the times at home and at school where they feel impatient. Write a list of all their ideas. Explain to the children that they will each have an opportunity to ask God for patience. Write the following sentence on a large sheet of paper for the children to see and ask them to think about how they would finish the prayer.

**Dear God,**

**Help me to be patient when \_\_\_\_\_.**

**Amen.**

When the children have had time to think, move around the circle giving each one of them a chance to share their prayer.

## Explore it

Remember to send home the *Explore It ideas* for children and families.



## Stubborn Pharaoh is eventually changed

Here are some ideas for you to explore at home.



### Bible verses:

Exodus 7:1-5,8-13,20-21; 8:5-8, 16-19,24; 9:1-9,15-19; 12:12-13  
The plagues of Egypt



### Aim:

To explore the many events leading to Passover



### Today's fruit:

Patience



### Discover

Watch the clip to find out more about patience, one of the fruit of the Spirit.

**Fruit of the Spirit: Patience (God's Story)**  
by Crossroads Kids' Club

How could you practise patience this week?



### Watch

Now that you have discovered more about Moses' story, organise a film night with the people at home. Watch the film *The Prince of Egypt* by Dreamworks, or watch a selection of clips on YouTube, and have a movie night together.



### Song for the week

'Little Mo' (The Story of Moses) by DG Bible Songs



### Memory verse

'And we know that in all things God works for the good of those who love him, who have been called according to his purpose.'

(Romans 8:28 NIV)

**LIVING  
OUT FAITH**

*Kids Alive!* Online – [salvationarmy.org.uk/kidsalive](http://salvationarmy.org.uk/kidsalive)

*Kids Alive!* The UK's only weekly Christian comic – is filled with jokes, competitions, Bible-based cartoons and much more... and is now available to read online!



Children  
& Youth



# Stubborn Pharaoh is eventually changed



**Bible verses:**

Exodus 12:31

Israel leaves Egypt



**Aim:**

To know that Moses is patient and changes Pharaoh's mind



**Today's fruit:**

Patience



## Memory verse

**'And we know that in all things God works for the good of those who love him, who have been called according to his purpose.'**

(Romans 8:28 *NIV*)



## Sing It

**'The Lions Roar'** by Sarah Pickering  
uploaded by Vineyard Worship UK & Ireland

**'Friend of God'** by Israel Houghton uploaded  
by Spring Harvest – Topic



## Start it

Today we are going to hear that the Israelites were allowed to leave with Moses.

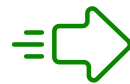


## Tell it

Share a child-friendly version of Exodus 12:31.

Sit in a circle and ask the group to share together:

- Moses had to be patient with Pharaoh. What things do you have to wait for?
- Is there someone who shows you patience?
- Are there people you are patient with?
- Pharaoh eventually set the Israelite slaves free. What is freedom for you?
- How do you like to spend your free time?
- Like Pharaoh, do you ever change your mind?



## Action it

Games and activities to reinforce the Bible passage:

- Pretend that you are the Israelites leaving slavery and walking into freedom (perhaps using two types of music and two dances: one for slave, one for free).
- Try standing still for as long as possible; or try making someone laugh – these are good games for testing patience.
- Have a drink or snack, but serve somebody else first to work on your own patience.

 **Explore it**

# Patience

August 2024 session 5



Children  
& Youth

## Explore it

**‘And we know that in all things  
God works for the good of  
those who love him,  
who have been called  
according to his purpose.’**

**(Romans 8:28 *NIV*)**