

# Jesus' birth


**Bible verses:**

Luke 1:31-33,35-38,46-56

Mary praises God


**Aim:**

To learn how Elizabeth and Mary experienced joy


**Today's fruit:**

Joy



Today's session is full of joy as we share with Mary and Elizabeth their exciting news.

It may seem a little early to be thinking about Christmas, but we're going to look at the moment the angel Gabriel told Mary that she would give birth to Jesus. Mary's heart was full of joy, and she expressed her happiness in a song. Today we encourage the children to get creative and express joy in their own way.

Mary and Elizabeth find joy in knowing that God can be trusted.

**Each child will need:**

- Memory verse wristband
- Pens/pencils and paper
- A range of resources to respond creatively, eg paper, pens, art materials – see Action it
- *Explore It ideas* handout

**You will need:**

- Today's fruit sign: *Joy*
- A flip chart and pens
- Memory verse poster



## Start it

**Ask:**

When you think about Christmas, what do you most look forward to?



Give each child a piece of paper and pens/pencils.

**Say:**

We're only in October, but take a moment to think ahead to Christmas. Imagine what a joy-filled Christmas looks like and draw it on your sheet of paper.

Ask the children to imagine a Christmas filled with joy. What would that look like? What would they be doing? When the children have completed their pictures, share them and discuss what joy looks like at Christmas.



## Sing it

Display the *Joy* sign.

**Say:**

Our Bible story for today is filled with joy as Mary and Elizabeth waited for the first ever Christmas. This song would have been perfect for Mary and Elizabeth to sing as they waited for their babies to be born. We will learn more about their story in a little while, but for now, let's sing a song full of joy.

## Song

'I've got Joy' by Orange Kids Music uploaded by Parent Cue (2:49)



## Tell it

**Ask:**

Have you seen any Christmas decorations or gifts in the shops yet? If so, what did you see?

**Say:**

It seems very early to be thinking about Christmas, but there are probably lots of shops already getting their decorations and gifts ready to sell. In our Bible story today, a different kind of joyful preparation took place, and it involved news of the most precious gift of all. A special visitor came from Heaven to bring Mary the joyful news.

**Read:**

**'Listen! You will become pregnant. You will give birth to a son, and you will name him Jesus. He will be great, and people will call him the Son of the Most High. The Lord God will give him the throne of King David, his ancestor. He will rule over the people of Jacob forever. His kingdom will never end.'**

(Luke 1:31-33 ICB)

**Ask:**

How do you think Mary felt when she heard the news?

**Say:**

Mary was confused about how she would become pregnant and asked the angel how it would happen.

**Read:**

**‘The angel said to Mary, “The Holy Spirit will come upon you, and the power of the Most High will cover you. The baby will be holy. He will be called the Son of God. Now listen! Elizabeth, your relative, is very old. But she is also pregnant with a son. Everyone thought she could not have a baby, but she has been pregnant for six months. God can do everything!”**

**‘Mary said, “I am the servant girl of the Lord. Let this happen to me as you say!” Then the angel went away.’**

(Luke 1:35–38 /CB)

**Ask:**

How did Mary react to the news?

**Say:**

Mary said, ‘Let this happen to me as you say!’ She was ready to do whatever God asked her to do.

**Ask:**

How would you feel if, like Mary, you felt as if God was prompting you to do something?

**Say:**

We might have expected Mary to be afraid or worried about what the future would hold, but instead she was full of joy. She chose to see the amazing opportunity God had given her to serve: to be the mother to Jesus, the Son of God.

**Ask:**

What other amazing news did the angel tell Mary about?

**Say:**

Mary’s cousin Elizabeth had wanted children for a very long time, but thought it was too late as she was very old. The angel told Mary that Elizabeth was also pregnant. The angel said, ‘God can do everything!’

**Ask:**

In what way does it fill you with joy that ‘God can do everything’?

**Say:**

In response to all she heard from the angel, Mary sang a song full of joy. The song is found in Luke 1:44–55 – but here’s an animated version that shows the joy that Mary and Elizabeth experienced.

## Video

'I will Magnify' (from *The Promise: The Birth of the Messiah*) by Glorious Films (4:07)

## Action it

Discuss with the children what brings them joy. Collect as many ideas as you can and list them on a flip chart. Then ask the children to create something that represents what brings them joy. They can draw on their strengths: creating a picture, poem, new words to a well-known song, or anything that expresses what brings them joy.

As an idea to get them started, the children could create a simple poem with two words on each line, eg:

Friends laughing,  
Penguins waddling  
Mum cuddling,  
Ducks quacking,  
Star twinkling.

Give the children the opportunity to create their joyful poem, song or picture and share them together.

Point out to the children that October is Black History Month, and it is World Teachers' Day on 5 October. The activities on the *Explore It Ideas* handout link to these two special events.



## Pray it

### Say:

We will be using our memory verse for this month in each of our prayer times together. It reminds us that whatever emotions we are feeling, we can bring them to God.

Display the memory verse and read it through together. Encourage the children to create actions to go with the memory verse.

### Memory verse

**'I call to you, God,  
and you answer me.  
Listen to me now.  
Hear what I say.'**

(Psalm 17:6 ICB)



## Say:

Mary called out to God with a song of joy and praise, and we're going to join her by sharing prayers of joy.

Remind the children of the discussion early in the session where they shared what brought them joy. Ask them to verbally fill in the blank in this prayer sentence.

'Thank you for \_\_\_\_\_ which fills me with joy.'

After each child has shared their joy prayer, you could finish the session by singing our song from today.

## Song

'I've got Joy' by Orange Kids Music uploaded by Parent Cue (2:49)

## Explore it

Remember to send home the *Explore It ideas* for children and families.



# Jesus' birth

Here are some ideas for you to explore at home.



### Bible verses:

Luke 1:31-33,35-38,46-56



### Aim:

To learn how Elizabeth and Mary experienced joy



### Today's fruit:

Joy



## Pray

World Teachers' Day was on 5 October.

Every day this week, take time to pray for your teachers and teaching assistants.

They do an amazing job looking after children and teaching them about the world. Give thanks for the people who help you at school.



## Discover

October is Black History Month.

Watch the clip with the people at home to discover more about Mary Seacole. She looked after injured soldiers in the Crimean war and brought joy to their lives when they were suffering.

**Mary Seacole in 'Vile Victorians'** by Horrible Histories

**Mary Seacole in 'Our Black History Heroes'** on BBC iPlayer

What other inspirational black people could you discover more about?



## Song for the week

'I've got Joy' by Orange Kids Music  
uploaded by Parent Cue



## Memory verse

'I call to you, God,  
and you answer me.  
Listen to me now.  
Hear what I say.'

(Psalm 17:6 ICB)

**LIVING  
OUT FAITH**

Kids Alive! Online – [salvationarmy.org.uk/kidsalive](http://salvationarmy.org.uk/kidsalive)

Kids Alive! The UK's only weekly Christian comic – is filled with jokes, competitions, Bible-based cartoons and much more... and is now available to read online!



Children  
& Youth

# Jesus' birth

**Bible verses:**

Luke 1:31-33,35-38,46-56

**Aim:**

To know the joy of Mary

**Today's fruit:**

Joy



## Memory verse

'I call to you, God,  
and you answer me.  
Listen to me now.  
Hear what I say.'

(Psalm 17:6 ICB)



## Sing It

**'If I were a butterfly' (lyrics and music)****'The butterfly song'** by Brian Howard,  
uploaded by Unreached Corners (3:09)**'Wonderful Lord' (official video)** by Doug  
Horley (3:13)

## Start it

Today we are going to hear a story about  
Mary, and it's the very first story about her  
in the Bible.




## Tell it

Share a child-friendly version of Luke 1:31-  
33,35-38,46-56.

Sit in a circle and ask the group to share  
together:

- What do we know about Mary?
- I wonder what the angel Gabriel looked like?
- What do you do when you feel happy?
- What things bring you joy? (a pet, a joke, a friend?)
- When do you like to sing?



## Action it

Games and activities to reinforce the Bible  
passage:

- Pretend that you are an angel – how would you move; what would you sound like; what would you say to Mary?
- Without using words or sounds, show others what makes you happy – perhaps it is when you open a gift or see somebody you know.
- Sing together at the top of your voices; then at a signal (perhaps from a volunteer) be as still and silent as you possibly can.

# Explore it

Jojo

October 2024 session 1



Children  
& Youth

 Explore it

**'I call to you, God,  
and you answer me.  
Listen to me now.  
Hear what I say.'**

**(Psalm 17:6 /CB)**




**'I call to you, God,  
and you answer me.  
Listen to me now.  
Hear what I say.'**

(Psalm 17:6)



**'I call to you, God,  
and you answer me.  
Listen to me now.  
Hear what I say.'**

(Psalm 17:6)



**'I call to you, God,  
and you answer me.  
Listen to me now.  
Hear what I say.'**

(Psalm 17:6)



**'I call to you, God,  
and you answer me.  
Listen to me now.  
Hear what I say.'**

(Psalm 17:6)



**'I call to you, God,  
and you answer me.  
Listen to me now.  
Hear what I say.'**

(Psalm 17:6)



**'I call to you, God,  
and you answer me.  
Listen to me now.  
Hear what I say.'**

(Psalm 17:6)



**'I call to you, God,  
and you answer me.  
Listen to me now.  
Hear what I say.'**

(Psalm 17:6)

**'I call to you, God,  
and you answer me.  
Listen to me now.  
Hear what I say.'**

(Psalm 17:6)

**'I call to you, God,  
and you answer me.  
Listen to me now.  
Hear what I say.'**

(Psalm 17:6)

**'I call to you, God,  
and you answer me.  
Listen to me now.  
Hear what I say.'**

(Psalm 17:6)

**'I call to you, God,  
and you answer me.  
Listen to me now.  
Hear what I say.'**

(Psalm 17:6)

**'I call to you, God,  
and you answer me.  
Listen to me now.  
Hear what I say.'**

(Psalm 17:6)

# Jesus' teaching


**Bible verses:**

Luke 6:27-36

Love your enemies


**Aim:**

To know the mercy of God through how we treat others


**Today's fruit:**

Self-control



In today's session we will look at some of the most challenging teaching Jesus shared with us.

In a world full of revenge and hatred, Jesus calls his followers to love their enemies. We'll think about what that means for us and how we can take the first steps to loving others in the way Jesus does.

If you are going to love your enemies, you will need self-control from God.

## Each child will need:

- *Heroes and Villains* handout (one set per group)
- Pens/pencils and paper
- *Explore It ideas* handout

## You will need:

- To cut up and shuffle the *Heroes and Villains* cards
- Today's fruit sign: *Self-control*
- A flip chart and pens
- Memory verse poster from Session One



## Start it

**Say:**

In our session today we are thinking about how we should treat those who are unkind to us. Jesus describes these people as our enemies. In films and books, the enemy is often known as

the villain of the story. To start off our session, see if you can match the hero with their villain.

The children can work in whatever group size you prefer, and each group will need a set of Hero/Villain cards. The aim of the game is to see who can match the hero to the villain.

The film titles are included in the answer chart below so that you can give the children clues if required.

HERO	VILLAIN	FILM TITLE
Shrek	Lord Farquaad	<i>Shrek</i>
Aladdin	Jafar	<i>Aladdin</i>
Ginger	Mrs Tweedy	<i>Chicken Run</i>
Alice	Queen of Hearts	<i>Alice in Wonderland</i>
Simba	Scar	<i>The Lion King</i>
Princess Aurora	Maleficent	<i>Sleeping Beauty</i>
Ariel	Ursula	<i>The Little Mermaid</i>
Asha	King Magnifico	<i>Wish</i>
Lightning McQueen	Miles Axlerod	<i>Cars 2</i>
Woody	Lotso	<i>Toy Story 3</i>
Anna	Prince Hans	<i>Frozen</i>
Rapunzel	Mother Gothel	<i>Tangled</i>
Belle	Gaston	<i>Beauty and the Beast</i>
Judy Hopps	Dawn Bellwether	<i>Zootopia</i>
Peter Pan	Captain Hook	<i>Peter Pan</i>
Bob Parr (Captain Incredible)	Syndrome	<i>The Incredibles</i>
Gru*	Vector	<i>Despicable Me</i>

\*Children may wish to debate this – if a reformed supervillain can now be viewed as a hero – or perhaps as an anti-hero.

## Sing it

Display the *Self-control* sign.

### Say:

In our Bible story today Jesus challenges us to show self-control in the way we deal with other people. This can be very difficult to do if we are angry or upset. The Cheeky Pandas remind us how to show self-control in these circumstances.

## Song

'The Self-Control Song' by Cheeky Pandas (3:01)



## Tell it

### Ask:

Think about the villains we looked at in our Start It activity. Are there any villains that you feel sorry for? If so, why?

### Say:

Although it does not excuse their behaviour, some of the movie villains have a reason for treating other people the way they do. And sometimes they have never been taught how to treat others with respect. In our Bible story today Jesus teaches us to show love to others, even those we would consider to be our enemies.

### Ask:

- You don't need to say their name, but do you have anyone that might be called an enemy to you?
- Why would you describe them this way?
- How do you normally react when someone does something unkind to you, or you fall out with them?

### Say:

When someone hurts us, we may want to take revenge or have nothing to do with them. In Luke 6:27-36 Jesus suggests a different way for us to treat our enemies.

Read through the Scripture passage once from start to finish and discuss with the children their initial reaction to what Jesus had to say. What are they surprised by? What do they find difficult?

### Read:

**'I say to you who are listening to me, love your enemies. Do good to those who hate you. Ask God to bless those who say bad things to you. Pray for those who are cruel to you. If anyone slaps you on one cheek, let him slap the other cheek too.**

**If someone takes your coat, do not stop him from taking your shirt. Give to everyone who asks you. When a person takes something that is yours, don't ask for it back. Do for other people what you want them to do for you.**

**'If you love only those who love you, should you get some special praise for doing that? No! Even sinners love the people who love them! If you do good only to those who do good to you, should you get some special praise for doing that? No! Even sinners do that!**

**'If you lend things to people, always hoping to get something back, should you get some special praise for that? No! Even sinners lend to other sinners so that they can get back the same amount!**

**'So love your enemies. Do good to them, and lend to them without hoping to get anything back. If you do these things, you will have a great reward. You will be sons of the Most High God. Yes, because God is kind even to people who are ungrateful and full of sin. Show mercy just as your Father shows mercy.'**

(Luke 6:27-36 ICB)

Read through the passage again, taking time for the children to identify specific instructions given by Jesus. Jot these down on a flip chart.

Encourage the children to read through the instructions and discuss what following them might look like in their everyday lives. Incorporate the following points into the discussion.

## Discussion points

- God expects us to treat all people with respect because all people are made in his image.
- This makes us stand out as disciples because we live knowing that every person has value.
- This becomes challenging when people do not treat us in the way we treat them – but you are **not** expected to become a doormat.
- We always tell trusted adults if something unkind is taking place because we must remain safe and look after ourselves too.
- Let's take from this passage our ability to pray for those who harm others; this is our invisible weapon and action we **can** take.

### Ask:

- What do you think Jesus is trying to teach us about how we should treat our enemies?
- What would the world be like if everyone treated their enemies this way? How would things be different?

### Say:

We have thought about what the world would be like if we all loved our enemies, but now let's bring our thoughts closer to home. We're going to watch a clip that gives us an example of how to take the first step to love our enemies. As you watch, think of a situation where you could take the first step to love someone who has hurt you in the past.

## Video

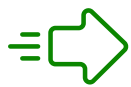
***Love Your Enemies* by Sermon4Kids Plus** uploaded by St Andrews Episcopal Church Valparaiso IN (2:01)



**Ask:**

- Why did Mia change her mind about hanging out with Chloe?
- What had Sarah done in the past to upset Mia?
- What did Chloe suggest Mia should do to take the first step to love Sarah?

Ask the children to think of the person they mentioned as an enemy earlier in the session. They don't need to say their name or the details of the situation but discuss with the children how they would feel about taking the first step to pray for that person.

**Action it****Say:**

At the beginning of our session, we thought about many different villains found in animated films. As we discussed before, some of these villains have been treated badly by others and are full of anger, ready for revenge. We're going to watch a clip from *Moana* where the person who appears to be the enemy is actually the one who has been treated badly. Moana herself chooses to show kindness and does the right thing by returning what was stolen.

**Video**

***Moana returns the heart of Te Fiti (Moana)*** by Disney uploaded by Cartoon Clips HD (3:26)

**Ask:**

What happens when Moana shows kindness in response to Te Fiti's anger?

Ask the children to choose an animated villain and rewrite their story following the teaching of Jesus. They can do this by writing the main points of the story or creating a storyboard.

Once they have chosen their animated villain, they need to think of a point in the story where things would have changed if the villain had been shown kindness and love.

Here are some examples to get the children thinking:

- What would have happened if King Triton, in *The Little Mermaid*, had shown Ursula forgiveness and love when she tried to take his trident?
- How could Shrek and Fiona have reacted to Lord Farquaad instead of allowing the dragon to gobble him up?

The aim of the activity is for the children to recreate the revenge moment of an animated film that they know and love, and transform it into a story where the enemy is shown love instead of hate.

When the children have recreated their story, they can share it with the rest of the group.



## Pray it

**Say:**

We will be using our memory verse for this month in each of our prayer times together. It reminds us that whatever emotions we are feeling, we can bring them to God.

Display the memory verse and read it through together.

### Memory verse

**'I call to you, God,  
and you answer me.**

**Listen to me now.**

**Hear what I say.'**

(Psalm 17:6 ICB)

**Say:**

When someone hurts or upsets us, it can be extremely difficult to show them love instead of hate. Earlier in the session we talked about prayer as a way of taking the first step to loving our enemies. As the music plays, spend time with God praying for the person that you see as your enemy.

### Listen

**'Reckless Love' by Cory Asbury** (official lyric video) by Kids Version (2:59)

When the music ends bring the session to a close in prayer.



## Explore it

Remember to send home the *Explore It ideas* for children and families.



*Explore It* is produced by the Children and Youth Department in collaboration with Kay Moorby (soulwithaview)



**Children  
& Youth**

# Jesus' teaching

Here are some ideas for you to explore at home.



**Bible verses:**  
Luke 6:27-36



**Aim:**  
To know the mercy of God through how we treat others



**Today's fruit:**  
Self-control



## Discover

This week we have tackled a challenging topic. It can be really hard to love those that we consider to be our enemies.

Watch the clip to discover more about how we can show love to others when we don't want to.

***Love Your Enemies* (The SuperBook Show)**  
by SuperBook



## Watch

Arrange a film night with the people at home. Choose a film mentioned in our session, a film with heroes and villains. You could even watch *Moana*.

Share with everyone what you have discovered about loving our enemies.



## Song for the week

**'The Self-Control Song'** by Cheeky Pandas



## Memory verse

'I call to you, God,  
and you answer me.  
Listen to me now.  
Hear what I say.'

(Psalm 17:6 /CB)

**LIVING  
OUT FAITH**

*Kids Alive!* Online – [salvationarmy.org.uk/kidsalive](http://salvationarmy.org.uk/kidsalive)

*Kids Alive!* The UK's only weekly Christian comic – is filled with jokes, competitions, Bible-based cartoons and much more... and is now available to read online!



Children  
& Youth

# Jesus' teaching



**Bible verses:**  
Luke 6:27-36



**Aim:**  
To learn about self-control



**Today's fruit:**  
Self-control



## Memory verse

**'I call to you, God,  
and you answer me.  
Listen to me now.  
Hear what I say.'**

(Psalm 17:6 *ICB*)



## Sing It

**'The wise man built his house upon the rock'** by Tiny Tree Tunes uploaded by Lithos Kids. Just the first two verses (1:35)

**'All through history'** Nicky & Becky Drake by Worship For Everyone (3:36)



## Start it

Today we are going to hear how Jesus wants us to treat people we don't get on with.




## Tell it

Share a child-friendly version of Luke 6:27-36.

Sit in a circle and ask the group to share together:

- Lots of films have heroes and villains / goodies and baddies in them. Can you name some?
- How do you treat your friends?
- How do you treat the people you don't get on with?
- Why was Jesus kind to everyone?
- Have you ever had to control your feelings? This is called self-control.



## Action it

Games and activities to reinforce the Bible passage:

- Can you be patient in a game of 'What's the time, Mr Wolf'? (Although if you want to reach the target first, you need self-control.)
- Play musical statues and control your movements.
- In pairs, act out lending something to a friend; show to a small audience.
- Find a partner and mime something you enjoy doing, then find another when the leader says 'change'.
- Your challenge is to meet as many people as you can, get them to guess what you enjoy and make friends with them all.

# Explore it

Shrek	Lord Farquaad
Aladdin	Jafar
Ginger	Mrs Tweedy
Alice	Queen of Hearts
Simba	Scar
Princess Aurora	Maleficent
Ariel	Ursula
Asha	King Magnifico

# Explore it

Lightening McQueen	Miles Axelrod
Woody	Lotso
Anna	Prince Hans
Rapunzel	Mother Gothel
Belle	Gaston
Judy Hopps	Dawn Bellweather
Peter Pan	Captain Hook
Gru	Vector

 **Explore it**

# Self-control

October 2024 session 2



**Children  
& Youth**

# Jesus' connection


**Bible verses:**

John 11:1-16,33-44

The death of Lazarus


**Aim:**

To learn that Jesus shared human emotions


**Today's fruit:**

Gentleness



In our Bible story today we meet a family going through a very difficult time.

When their brother became sick, Mary and Martha sent for their friend Jesus to help them, but it was too late. Lazarus died and Jesus wept with the family as they suffered the loss of their brother. Jesus was able to connect with the emotions of the family and was gentle with them during their pain. Even though he arrived late, he was able to show the power of God through a miraculous event. Lazarus was raised from the dead.

When we connect with others we show a gentleness. It takes this fruit to be sensitive to their emotions.

**Each child will need:**

- A sheet of A4 paper, scissors and pens/pencils
- *Explore It ideas* handout

**You will need:**

- A flip chart and pens
- To watch ***How to Make a Six-Page Booklet*** by TheDrawingMil (2:57) and perhaps make a few booklets in advance
- Today's fruit sign: Gentleness



## Start it

Watch the video (below) which has some clips from the film *Inside Out* and discuss the different emotions Riley is experiencing. The emotions are very simplistic, so encourage the children to think of other words to describe how Riley is feeling.

## Video

***Inside Out: Guessing the feelings*** by Laiai Garcia based on the film *Inside Out* by PIXAR (3:16)

### Timings and emotions

0:05–0:35: Happy

0:35–1:18: Sad

1:18–1:58: Angry

1:58–2:33: Disgusted

2:33–3:16: Scared

### Ask:

Do you think Jesus experienced all these emotions? Explain your answer.

### Say:

In our story today Jesus shows that he is able to share human emotions and understand how we feel.



## Sing it

### Say:

In today's story Jesus does an unusual thing to show the power of God. Our song for today reminds us that God is powerful and that we can trust in him, no matter how challenging the situation we face.

## Song

**'My God is Powerful'** featuring music by **Stellar VBS Group Publishing** by Lifetree Kids (3:35)



## Tell it

### Say:

In our Bible story today, we meet a family who were suffering. Mary and Martha's brother Lazarus was very sick. They had sent for Jesus to come and help but didn't know if he would make it in time to save their brother. Let's watch the clip to find out what happened.

## Video

***Jesus Raised Lazarus from Death God's Story*** by Crossroads Kids' Club (3:24)

**Watch: 0:00–0:52** 'But Jesus was going to bring him back to life so that people would believe that Jesus really was the Son of God.'

**Ask:**

- Who were Jesus' three good friends?
- What happened to Lazarus?
- What did Mary and Martha do when they realised how sick Lazarus was?
- What did Jesus do when he found out about Lazarus?

**Read:**

**'When Jesus heard this he said, "This sickness will not end in death. It is for the glory of God. This has happened to bring glory to the Son of God." Jesus loved Martha and her sister and Lazarus. But when he heard that Lazarus was sick, he stayed where he was for two more days. Then Jesus said to his followers, "Let us go back to Judea."'**

(John 11: 4-7 ICB)

**Ask:**

How do you think Mary and Martha felt when they discovered Jesus was not rushing straight back to help Lazarus?

**Say:**

When we – or someone we love – is suffering, it can be difficult to understand why God is allowing it to happen. In this story, God had a plan to change the suffering into something amazing. His reaction to Lazarus's illness would show the disciples that Jesus really was the Son of God.

**Watch: 0:52-1:54** 'Just like us, Jesus felt pain and sadness because of what happened to his friend.'

**Ask:**

- How long had Lazarus been dead when Jesus arrived at the house?
- How did Martha react to Jesus turning up so late? How would you have reacted if you were in Martha's position?

**Say:**

Jesus was deeply upset when he saw how sad Mary and Martha were.

**Read:**

**'Jesus saw that Mary was crying and that the Jews who came with her were crying, too. Jesus felt very sad in his heart and was deeply troubled. He asked, "Where did you bury him?"'**

**"Come and see, Lord," they said.**

**'Jesus cried.**

**'So the Jews said, "See how much he loved him."**

**'But some of them said, "If Jesus healed the eyes of the blind man, why didn't he keep Lazarus from dying?"'**

(John 11:33-37 ICB)

**Ask:**

- How do you feel about Jesus crying?
- In what way does it help to know that Jesus understands when we feel sad about a difficult situation?

**Say:**

Jesus understood how Mary and Martha were feeling and shared in their sadness.

**Watch: 1:54-3:00** 'And that's the story of Lazarus.'

**Say:**

Jesus cried out to God. Our memory verse reminds us to call out to God knowing he will listen. Let's share it together.

## Memory verse

**'I call to you, God,  
and you answer me.  
Listen to me now.  
Hear what I say.'**

(Psalm 17:6 *ICB*)

**Say:**

In our story today, we see Jesus doing exactly what the words of Psalm 17:6 call us to do. Jesus cried out to God and Lazarus was brought back to life.

**Ask:**

- How is Lazarus's story similar to what happened to Jesus on the cross?
- What do you think Jesus wanted to show the people when he brought Lazarus back to life?

**Say:**

Let's recap the amazing story of Lazarus rising from the dead.

**Watch: 3:00-end.**

After you have watched the story recap, note down the main events on a flip chart with the children.

**Key events** (for reference)

1. Jesus' friend Lazarus got sick.
2. Lazarus died and his sisters were really sad.
3. Jesus was sad too.
4. Jesus brought Lazarus back to life.
5. Later Jesus died and was brought back to life.
6. Jesus was able to do all this because he was God's son.



 **Action it**

The children are going to create their own version of the story using the six key points listed in the previous section. But first the children will need to make a six-page booklet. Watch the clip to discover how this is done.

**Video**

**How to Make a Six-Page Booklet** by TheDrawingMil (2:57)

Depending on your group, you may like to make some mini booklets prior to the session. The cover of the booklet will have the title *Jesus raises Lazarus* from the dead and the inside six pages will cover the key points of the story. The back page could have a question or a teaser, eg How will Jesus be able to help Lazarus?; Nothing is impossible for the son of God!; Find out what happened when Jesus' friend died.

1. Jesus' friend Lazarus got sick.
2. Lazarus died and his sisters were really sad.
3. Jesus was sad too.
4. Jesus brought Lazarus back to life.
5. Later Jesus himself died and was brought back to life.
6. Jesus was able to do all this because he was God's son.

The children can share their books with each other when they are completed.

Ask the children to take their books home as it links with the *Explore It Ideas*. They can also complete their books at home, if needed.

**Pray it****Say:**

In today's story we met a family going through a very challenging situation. They were worried about their brother and didn't know whether Jesus would make it in time to help.

**Say:**

Before anything happens, most importantly, we see Jesus connecting with human suffering. Suffering is one of the biggest questions about Christian faith and there are no simple answers. We never want to simplify this difficult and personal subject; but if you are able to, share any other questions you have today.

**Ask:**

How did Jesus react when he saw how sad Mary and Martha were?

**Say:**

Jesus cried with the family and shared their sadness. He was gentle with them and loved them while they were feeling sad. He didn't tell them to cheer up, or stop crying. Instead he cried with them.

Display the *Gentleness* sign.

**Ask:**

In what ways can we show the gentleness of Jesus when we see people going through difficult times?

**Say:**

Jesus was able to share his feelings with Mary and Martha.

**Ask:**

How could we show that we understand how others are feeling?

**Ask:**

Think of someone who is facing a difficult time just now. How could you show the gentleness of Jesus to them?

Encourage the children to pray for people in their lives who are facing challenging circumstances. An optional music track is provided to use during this time of reflection. When the music finishes, bring the session to a close in prayer.

## Listen

'Gentle Like Jesus' by Sovereign Grace Music (4:14)

## Explore it

Remember to send home the *Explore It ideas* for children and families.



*Explore It* is produced by the Children and Youth Department in collaboration with Kay Moorby (soulwithaview)

## Jesus' connection

Here are some ideas for you to explore at home.



### Bible verses:

John 11:1-16,33-44  
The death of Lazarus



### Aim:

To learn that Jesus shared human emotions



### Today's fruit:

Gentleness



## Discover

In our session today we thought about the many different emotions we feel as humans. Watch the clip to discover what the Bible can teach us about our emotions.

**Learn Emotions with the Bible** (Christian Homeschool) Emotions for Toddlers & Kids Bible Stories by Minno Bible Stories for Kids



## Read

This week you created a mini-book of the story of Lazarus. If you didn't have chance in the session, then finish the story and pictures in the mini-book.

Read the story to someone at home and share with them how much Jesus cares when we, or those we love, are suffering.



## Song for the week

**'My God is Powerful'** featuring music by Stellar VBS Group Publishing by Lifetree Kids



## Memory verse

'I call to you, God,  
and you answer me.  
Listen to me now.  
Hear what I say.'

(Psalm 17:6 ICB)

# Jesus' connection



## Bible verses:

John 11:1-16,33-44



## Aim:

To know that Jesus shared our feelings



## Today's fruit:

Gentleness



## Memory verse

**'I call to you, God,  
and you answer me.  
Listen to me now.  
Hear what I say.'**

(Psalm 17:6 *ICB*)



## Sing It

**'Shine! (from the inside out)' by Nick Jackson** uploaded by Tangy Crayfish (2:20)

**'Holy Spirit' for children** by Aji and her friends. Sing only the chorus (0:44-1:15)



## Start it

Today we are going to hear a story that starts off being really sad but ends with being ... well, let's find out!

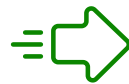


## Tell it

Share a child-friendly version of John 11:1-16,33-44.

Sit in a circle and ask the group to share together:

- When are the times we feel happy or sad?
- How do we feel when loved ones are unwell?
- Are there things which make you scared?
- How was Jesus different from any other person?
- Martha and Mary were sad. I wonder why Jesus cried too?



## Action it

Games and activities to reinforce the Bible passage:

- Lie down and then spring up - like Lazarus who came back to life.
- Pretend you are caring for somebody sick like Lazarus (bring them a drink, turn their pillows, read them a story.)
- Work in pairs to show gentleness to your partner (put an arm around them, hold their hand, make them smile.)
- Make some pretend flowers to give to an adult you care about.
- Play some happy music and dance a happy dance - Lazarus was dead and now he is alive!

 **Explore it**

# Gentleness

October 2024 session 3



**Children  
& Youth**

# Jesus' identity


**Bible verses:**

John 8:12-20

Jesus is the Light of the World


**Aim:**

To explore a claim that Jesus made about himself


**Today's fruit:**

Kindness



In today's session we learn more about who Jesus is.

Jesus described himself as 'the light of the world', but the Pharisees did not want to listen to what he had to say. Today we will explore what Jesus meant and how we can share the light of Jesus with everyone we meet.

Jesus wanted to bring light to the world. We can do so through his fruit of kindness to those we meet.

**Each child will need:**

- Resources to make a lighthouse – see Action it
- *Explore It ideas* handout

**You will need:**

- Memory verse poster from Session One
- Today's fruit sign: *Kindness*



## Start it

**Say:**

In our Bible story today Jesus describes himself as the 'light of the world'. Before we discover more about what he meant, let's see how much you know about light.

Watch the clip together and use the quiz to see how much the children can remember about light.

## Video

*What is Light?* Curriculum by Tigtag uploaded by Twig Science Reporter (2:14)

## Quiz

1. What is light? **A form of energy**
2. What happens when we turn on a torch [flashlight]? **It sends out beams of light / it emits light**
3. How does light travel? **In straight lines**
4. How do we see things? **The light reflects/bounces off objects so that we can see them**
5. What is our biggest light source? **The sun**

### Ask:

What other fascinating facts do you know about light?



## Sing it

### Say:

In our Bible story today Jesus describes himself as the 'light of the world'. Our song takes that idea and imagines that Jesus is our lighthouse, guiding us safely through life.

## Song

**'My Lighthouse' (Hand Motions) (Official Music Video)** by Rend Co Kids (4:08)



## Tell it

### Ask:

Do you prefer night or day, darkness or light? Explain your answer.

### Say:

When we are in the dark, it can be easy to get lost. Sometimes it can even feel a little bit scary. Once we turn on the light, we often see things differently. In our Bible story Jesus uses light as a way to describe himself.

### Read:

**'Later, Jesus talked to the people again. He said, "I am the light of the world. The person who follows me will never live in darkness. He will have the light that gives life."'**

(John 8:12 ICB)

**Ask:**

What do you think Jesus meant when he described himself as 'the light of the world'?

**Say:**

The Pharisees – the scholars and community leaders – who listened to Jesus did not believe that he was God's son. They questioned everything that Jesus had to say. Watch the clip to find out what happened.

**Video**

***Daily Gospel Reading Video St John 8:12-20*** by The Lumo Project uploaded by WOG (The Word of God) (1:53)

**Ask:**

Why didn't the Pharisees believe what Jesus was saying?

**Say:**

The Pharisees did not believe Jesus because they saw him as a man rather than the Son of God. They did not see him as the light of the world and could not believe that he was God. Jesus told the Pharisees that he was sent by God the Father.

**Read:**

**'They asked, "Where is your father?"**

**'Jesus answered, "You don't know me or my Father. But if you knew me, then you would know my Father, too." Jesus said these things while he was teaching in the Temple. He was near the place where the money that the people give is kept. But no one arrested him. The right time for Jesus had not yet come.'**

(John 8:19-20 ICB)

**Say:**

The Pharisees carefully followed God's laws and regularly attended the Temple for worship. Despite all of this, Jesus told them that they did not know God the Father.

**Ask:**

How do you think the Pharisees reacted to Jesus saying they did not know God?

**Say:**

From Jesus' point of view, the Pharisees were living in darkness. Although they followed the laws of the Old Testament, they were unable to see that Jesus had come to show them a new way to live. They could not see that when they were looking at Jesus, they were looking at God.

**Ask:**

- What does Jesus mean when he says that people are living in darkness?
- When we are in darkness, we might come to harm or knock into obstacles. How does Jesus

act as our light in this world?

**Say:**

Jesus guides us through his light, helping us to see our way through the darkness of this world.

 **Action it****Say:**

In our song Jesus is described as a lighthouse leading us safe to shore. To help you remember that Jesus is the light of the world, you are going to create your own lighthouse.

The children are going to create their own lighthouse and add the words 'Jesus is the Light of the World'.

**Suggested lighthouse craft****– Paper cup lighthouse** by Baker Ross

Resources: a paper cup, a clear plastic cup, a white pen or a contrasting colour if the paper cup is white, a black permanent marker pen, a battery-operated tealight

**– Light House Art for Kids** by Easy Peasy and Fun

Resources: a canvas board / cardboard base, paint and brushes, a cardboard tube (eg a paper towel tube – do not use a toilet tube because of hygiene issues), scissors, black pen, PVA glue, yellow paper

**– Paint a lighthouse picture**

Resources: Paper, paint and brushes

Look for creative ways the children can add the words 'Jesus is the Light of the World'. For example write the words in a light beam, on a ribbon of paper, in a cloud, around a base, on the lighthouse ...

**Pray it****Say:**

We will be using our memory verse for this month in each of our prayer times together. It reminds us that whatever emotions we are feeling, we can bring them to God.

Display the memory verse and read it through together.

## Memory verse

**'I call to you, God,  
and you answer me.  
Listen to me now.  
Hear what I say.'**

(Psalm 17:6 *ICB*)

## Say:

Today we are calling to God to help us to share his light with others.

Display the *Kindness* sign.

Discuss with the children how we can show the light of Jesus to others through acts of kindness. Ask each child to think of one way they can shine the light of kindness into the lives of others this week. To bring the session to a close, sing 'This Little Light of Mine' and pray with the group that they will show the light of Jesus to everyone they meet this week.

## Song

**'This Little Light of Mine'** featuring music by Stellar VBS Group Publishing by Lifetree Kids (2:21)

## Explore it

Remember to send home the *Explore It ideas* for children and families.



# Jesus' identity

Here are some ideas for you to explore at home.



**Bible verses:**  
John 8:12-20



**Aim:**  
To explore a claim that Jesus made about himself



**Today's fruit:**  
Kindness



## Draw

Use the clip to help you draw a picture of a lighthouse. Add the Bible verse from John 8:12 to your picture to remind you that Jesus is the light of the world.

*How to draw a Lighthouse* by Art for Kids Hub



## Share

Watch the clip with the people at home and play the suggested game.

*I AM the Light of the World Children's Talk* by TheBibleApplied



## Song for the week

*'My Lighthouse' (Hand Motions) (Official Music Video)* by Rend Co Kids (4:08)



## Memory verse

'I call to you, God,  
and you answer me.  
Listen to me now.  
Hear what I say.'

(Psalm 17:6 ICB)

**LIVING  
OUT FAITH**

*Kids Alive!* Online – [salvationarmy.org.uk/kidsalive](https://salvationarmy.org.uk/kidsalive)

*Kids Alive!* The UK's only weekly Christian comic – is filled with jokes, competitions, Bible-based cartoons and much more... and is now available to read online!



Children  
& Youth

# Jesus' identity



**Bible verses:**  
John 8:12-20



**Aim:**  
To know Jesus is 'the  
light of the world'



**Today's fruit:**  
Kindness



## Memory verse

**'I call to you, God,  
and you answer me.  
Listen to me now.  
Hear what I say.'**

(Psalm 17:6 *ICB*)



## Sing It

**'Great big God!' Vineyard Kids**, Vineyard  
Worship UK and Ireland (2:51)

**'Jesus Song'** by Saddleback Kids (2:45)  
This song tells us about the amazing things  
Jesus did.



## Start it

Gather a range of light sources. Discuss  
with the children how they are used – and  
what it would be like if you didn't use them.  
Establish safety rules, eg not shining in eyes,  
before letting them use them – if appropriate.




## Tell it

Share a child-friendly version of John 8:12-20.

Sit in a circle and ask the group to share  
together:

- What is good about daytime or nighttime?
- What would it be like if we lived in darkness?
- Who helps you to make good choices?
- What type of lights are in your house or your room?
- How do you find your way to places?



## Action it

Games and activities to reinforce the Bible  
passage:

Play follow-the-leader as a group.

- With your eyes closed, follow the instructions from a partner to reach a target in the room.
- Find a mystery object by getting warmer/cooler – or lighter/darker.
- Pretend to be the sun – what noises and movements will you make?
- Walking only in straight lines – just like light.
- Do drama actions for when we visit hot places: put on a hat, put on suncream, swim in the sea, eat an ice cream.

 **Explore it**

# kindness

October 2024 session 4



**Children  
& Youth**