

# Love God, Love others



**Bible verses:**  
Matthew 22:34-40



**Aim:**  
To explore Jesus' command to love God and love each other



**Today's fruit:**  
Love



## Memory verse

**'Be kind and compassionate to one another, forgiving each other, just as in Christ God forgave you.'**

(Ephesians 4:32 *NIV*)

**Resource:** *Four symbols poster*

- What is your favourite rule to follow?
- What is your least favourite rule?
- Why do we have rules?
- What might this symbol (show one at a time) represent from our Bible story?
- How can we love God with our ... heart/mind/soul/strength?



## Start it

The whole Bible reflects the story of God's love for his people. Jesus reminds us that the most important thing we can do is to love God and love others.



## Sing It

**'Together' (songs for school)** by Worship for Everyone (2:43)

**'Wonderful Lord' (official video)** by Doug Horley (3:13)



## Share it

Share a child-friendly version of Matthew 22:34-40 (eg Biblegateway.com *ERV/EASY*) or watch the following clip.

**Love God and neighbour (St Bart's kids talk: week three of priorities of Jesus)** by St Bart's Toowoomba (2:01)

Sit in a circle and, using the Four symbols poster, ask the group to share together:

- What rules do you follow? (eg at home, at school, with friends ...)



## Action it

Games and activities to reinforce the Bible passage:


- Teach the children the simple sentence: 'We love God, because ...'. Repeat it a few times all together. Ask the children to think of how they can finish that sentence and an action to go with it. You could give some examples, eg 'We love God because ... God made the world!' Once the children have thought how they want to finish the sentence, ask everyone to say the first part together, and then encourage

the group to take it in turns to finish the sentence one at a time using the actions.

- Gather in the middle of the room (if you're limited by space do thumbs up/down). Ask a series of questions and ask the children to respond by running to the true side or false side of the room. Begin the questions with 'Jesus said ...' and then add various endings, eg Jesus said ... Love God / Be unkind / Care for the world / Care for others / Eat lots of sweets ...

- Outline the words 'Love God' on a large piece of paper. Ask the children to fill the letters any ways they wish, eg finger painting, collage, colouring in, drawing heart, drawings of themselves ...
- Play a game of *Simon says*, using the phrase, 'Love God with all of your ...' If you don't say 'Love God' then they can't do the action. Complete the phrase with: heart, mind, soul or strength. Perhaps agree as a group what these actions might be. You could also add in fun ideas like, your feet, nose, jumps, wiggles ...

 **Explore it**  
**Light guide**



# Explore it



# Explore it



# Explore it



# Loving God's family

**Bible verses:**

Ephesians 4:10-16

**Aim:**

To explore the idea of unity and its importance in the world

**Today's fruit:**

Peace



## Memory verse

**'Be kind and compassionate to one another, forgiving each other, just as in Christ God forgave you.'**

(Ephesians 4:32 *NIV*)



## Start it

Before the session, hide an envelope with the words 'Very Important Letter' on the front. Perhaps address the letter to your church/group. Ask them to search for your important letter and use this as a prop throughout this and future sessions.

Today we are going to hear about a very important letter. In the Bible there are important letters that were written to the Church when it was brand new.



## Share it

Share a child-friendly version of Ephesians 4:12-13 (eg [Biblegateway.com](http://Biblegateway.com) *ERV/EASY*) or watch the following clip.

**God's story: books of the Bible: Ephesians** by Crossroads Kids' Club (stop at 1:31 'Jesus rescued all of them.')

Sit in a circle and ask the group to share together:

- What is a letter?
- Who might send a letter?
- What might a letter be about?
- Have you ever received a letter – or a card? How did it make you feel?
- The book in the Bible called Ephesians was actually a ... what? (hold up envelope!)
- Can you remember who wrote the letter? His name starts with a 'P'.
- Can you remember anything important from the letter? What was Paul writing his letter about?

Remind the children that:

- Paul was writing to a church or a group of people who followed Jesus.
- Paul's letter can still help us today.
- The two different groups of people sometimes disagreed on how to follow Jesus.
- No matter how different people are, through Jesus they can have unity! (Remind them what unity means or ask if they remember.)



## Sing It

'Together' (songs for school) by Worship for Everyone (2:43)

'Be kind and compassionate' by Slugs and Bugs (3:05)



## Action it

Games and activities to reinforce the Bible passage:

- With folded paper, make the holding hands paper people. Add names to paper people (or groups) of people in your church you could pray for.
- Work together to build something using bricks or similar. Reflect on the importance of working together as a team. This could be done in pairs, threes or one big group.

- Create a picture or painting together. You could include elements like handprints or hand cutouts to help create the scene/ image, eg the petals of flowers, the fur of an animal or feathers on a bird.
- Play games that reinforce working together as a group, eg
  - > Pass objects like hula hoops, balloons or - very tricky - a long piece of uncooked spaghetti!
  - > Untie a human knot - start by holding hands in a circle, then all or some of the group use one hand to hold a hand across from them. Can they then untangle the knot without breaking the connection?
  - > Play music and dance, but when the music stops they have to, as a group using their bodies, make: a circle, a triangle, the number three, the letter Y, a flower ...



# Living for God

**Bible verses:**

Ephesians 6:10-18

**Aim:**

To explore Paul's picture of the armour of God

**Today's fruit:**

Self-control



## Memory verse

**'Be kind and compassionate to one another, forgiving each other, just as in Christ God forgave you.'**

(Ephesians 4:32 *NIV*)



## Start it

Hold up the envelope from Session Two and explain that we are continuing to explore a letter from Paul in the Bible. This part of the letter talks about the armour of God.

Who might wear armour? Why might they need to wear armour? What does armour do?



## Share it

Share a child-friendly version of Ephesians 6:10, 14-18 (eg [Biblegateway.com](http://Biblegateway.com) *ERV/EASY*) or watch the following clip.

***The armour of God (Bible stories for toddlers)*** by Saddleback Kids (1:31)

Sit in a circle and ask the group to share together:

- What do we wear to help protect our bodies, eg for cycling or playing sports?

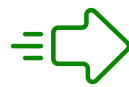
- Why do we wear it?
- What is armour?
- Do you know any names of pieces of armour?
- Who would wear armour and why?
- What do you think is the armour of God protecting?



## Sing It

**'Together' (songs for school)** by Worship for Everyone (2:43)

**'Great big God!'** Vineyard Kids, Vineyard Worship UK and Ireland (2:51)



## Action it

Games and activities to reinforce the Bible passage:

- Bring some items of clothing to represent the armour of God. Ask if there are any volunteers to wear different items. As you do, talk about each one individually. Think about: What that piece of armour does and think together about how they relate to real life (See Explore It session for some examples.)

- Search online for Armour of God activity / colouring sheets.
- Give the children some tin foil, and ask them to make a sword/helmet/shield
- Play *Simon says* but with the phrase *Soldier says*, eg 'Soldier says ... show me your shield' (act out holding up a shield) or 'Show me your shoes' (wiggle feet)

# Being fruitful

**Bible verses:**

Galatians 5:13-18,22-26

**Aim:**

To explore the fruit of Spirit

**Today's fruit:**

All fruit

**Resource:** *Fruit script*

## Memory verse

**'Be kind and compassionate to one another, forgiving each other, just as in Christ God forgave you.'**

(Ephesians 4:32 *NIV*)

## Start it

Hold up the envelope from Session Two and explain that we are looking at another letter written by Paul. He was writing to another church giving them advice, and he used the idea of fruit to help them.



## Share it

Share a child-friendly version of Galatians 5:22-26 (eg Biblegateway.com *ERV/EASY*), perform the *Fruit script* using puppets/toys/adults or watch the following clip.

**God's Story: Fruit of the Spirit** by Crossroads Kids' Club (Stop at 1:45 'It can help us stay healthy in our relationships with God and other people.')

Sit in a circle and ask the group to share together:

- What is your favourite fruit?
- Where does fruit come from?
- What helps the plants grow?
- How do you know when fruit is ripe to eat?
- Why do we eat fruit?
- Paul's letter talked about the fruit of the Spirit. Have you heard about the Holy Spirit? What do you know about him?
- There are lots of different fruit from the Holy Spirit; can you remember any of them?
- How does this fruit help us?

Remind the children that:

- The Holy Spirit is a special gift from God, and when we have this gift, he helps us to show good things which God loves to see – things like love and peace!



## Sing It

**'Together' (songs for school)** by Worship for Everyone (2:43)

**'Shine! (from the inside out)'** by Nick Jackson uploaded by Tangy Crayfish (2:20)

## Action it

Games and activities to reinforce the Bible passage:

- Play a game of *Fruit salad*. Ask the children to sit in a circle, ensuring there is enough space to run around the outside. Choose four fruits and go around the circle, giving each child one of the four fruit names. When you call out a fruit name, the children need to run around the outside of the circle and return to a different space from the one they were originally in. You can also shout 'Fruit salad!', so all children run outside the circle and return to a different place.
- Make or design a super-duper-taste-alicious smoothie! The group could write a recipe and draw what their smoothie might look like. Alternatively, children can cut – with supervision – fruit and make a fruit salad.
- In pairs or small groups, choose one fruit of the Spirit and role play what this might look like, eg at home, at school or in the playground.
- Put a variety of fruit in a bag and ask the children to see if they can guess a fruit by touch. Encourage them to describe what they feel. Some might be tricky to guess, but perhaps they will know it when they see it – perhaps just like how they might know the fruit of the Spirit when they encounter it.

# Explore it

## Fruit script

(Can be used with puppets / toy figurines / people!)

**ONE:** I'm thirsty. What should I have? Milk ... Water ... Apple juice? Hmmm.

**TWO:** I've got an idea!

**ONE:** Oh great! You can help me decide! Which one shall I have? I can't decide!

**TWO:** None of those. I have a way better idea!

**ONE:** Oh yeah? What's that?

**TWO:** You could have one of my super-duper-taste-licious smoothies!

**ONE:** Super-cala-smooth-licious ... what?

**TWO:** Super-duper-taste-licious smoothie!

**ONE:** What on earth is that?

**TWO:** Well, it's a mixture of the best fruit I can find. It's all ripe, and juicy and healthy!

**ONE:** Wow! Sounds amazing!

**TWO:** It is! Would you like to try it?

**ONE:** Absolutely! You've made it sound like the best thing I've ever heard of!

**TWO:** Okie-dokie. One super-duper-taste-licious smoothie coming right up!

**ONE:** Wait a minute ...

**TWO:** Yes?

**ONE:** Can I ask you something? Where did your recipe come from?

**TWO:** My Bible!

**ONE:** Your Bible? Wait a minute! I didn't know there were instructions for making food and drink in there. I know there are poems and letters and good advice and good news, but I didn't know there were recipes!

**TWO:** Well ... it isn't exactly a recipe. You see ... I was reading a letter from Paul in the Bible called Galatians, and it was talking about the fruit of the Spirit.

**ONE:** So there are recipes?

**TWO:** No, no. I was reading about the fruit of the Spirit, which is when God's Holy Spirit is part of your life, and helps you to show things like love, kindness, peace, and loads more!

# Explore it

**ONE:** So how did you make the smoothie from that?

**TWO:** Well, it made me think that I want to have the Holy Spirit in my life. I want to be loving and kind and peaceful because they are some of the best things I can be! So, then I thought about the best fruits too – and voila! The super-duper-taste-alicious smoothie was made!

**ONE:** Wow. I'd love to try the smoothie then. And I think I'd like to find out more about the fruit of the Spirit too! That sounds super-duper too!

# Special songs



**Bible verses:**  
Psalms; Psalm 23



**Aim:**  
To explore the book of  
Psalms and Psalm 23



**Today's fruit:**  
Love



## Memory verse

**'Be kind and compassionate to one another, forgiving each other, just as in Christ God forgave you.'**

(Ephesians 4:32 *NIV*)



## Start it

Today we are going to hear about a special song in the Bible. It was written by a man called David, and it's about how much God loves us, and how much we love God.



## Share it

Share a child-friendly version of Psalm 23 (eg Biblegateway.com *ERV/EASY*) or use the printable story version from [truewaykids.com](http://truewaykids.com). Use a sheep puppet or toy as a prop while you read. Alternatively, children could glue cotton wool to sheep outlines while they listen.

<https://truewaykids.com/psalm-23>

Sit in a circle and ask the group to share together:

- What are your favourite songs?
- Why do you like them?

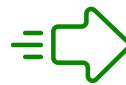
- Do you like to listen to songs, sing them – or do both?
- How do you feel when you listen to or sing them?
- Do you make up your own songs?
- Are there any songs you like that help to tell God your feelings?



## Sing It

**'Together' (songs for school)** by Worship for Everyone (2:43)

**'The lion's roar'** by Sarah Pickering uploaded by Vineyard Worship UK & Ireland



## Action it

Games and activities to reinforce the Bible passage:

- Facilitate the children to write or think of a sentence about how they're feeling / what they want to say to God. Use percussion instruments to 'make a song or poem' by creating a simple rhythm and taking it in turns to say their sentence, creating their very own collective psalm!
- Help the children create their own personal psalm, using an acrostic style poem format. They could use their name,

the name of your town or the word 'PSALM'!

– Play a sheep-themed game:

- > **Sheep tag:** One child is the shepherd; the rest are the sheep. When the shepherd calls out, 'Sheep!' the sheep tag the shepherd. When the shepherd calls out, 'Shepherd!', the shepherd chases the sheep.
- > **Sheep herding:** In pairs, can the shepherd guide their partner, a sheep with their eyes closed, to a safe place/pen? How safe did the shepherd make

the sheep feel? Depending on your group, you may wish to do only do non-verbal shepherding or have a shepherd responsible for more than one sheep.

- Provide percussion instruments or some junk material so children can make their own instruments and let the children explore making their own songs.
- Play a rhyming game. While passing a toy sheep or keeping a clapping rhythm going, can each child say a word that rhymes with ... cat, boo, man, sun ... (Allow repeats.)