

The lost sheep



Bible verses:
 Luke 15:1-7



Aim:
 To better understand the reason for
 Jesus' parables, and to know God
 wants a relationship with everyone



Today's fruit:
 Patience

Resources: *Baa, Baa lost sheep,*
Hidden sheep craft



Memory verse

**'Depend on the Lord.
 Trust him, and he will take care of you.'**
 (Psalm 37:5 ICB)



Start it

Today we are going to hear a story Jesus told
 about a lost sheep.

Show the children a toy sheep or a picture
 of a sheep. Ask them to close their eyes and
 count to 10 together (while a leader hides the
 object). Ask the children to find the object.
 You can do this a few times. If space is tight,
 hide a small sheep under one of three cups,
 move them around, and see if they can
 guess where the sheep is!



Share it

Share a child-friendly version of Luke 15:1-7
 (eg Biblegateway.com *ERV/EASY*) or watch
 the following clip.

One Lost Sheep (God's Story) by
 Crossroads Kids' Club (3:21)

Sit in a circle and ask the group to share
 together:

- Have you ever lost anything? What was
 it, and how did you feel when it went
 missing?
- Did you look for it? What did you do? Did
 anyone help you?
- Did you find it and, if so, what did it feel
 like?
- How do you think the sheep felt when it
 was lost?
- How do you think the shepherd felt when
 they realised the sheep was missing?
- What might the shepherd have felt when
 they were searching?
- How might the sheep and shepherd have
 felt when the sheep was found?
- Why do you think the shepherd
 celebrated?
- Why do you think Jesus told this story?
- What does it tell us about God?

Teach the children the *Baa baa lost sheep*
 rhyme and actions, using the handout to
 guide you.

Talk together about us being like the sheep
 and God being the shepherd who never
 wants us to be far away from him or lost,
 and who finds us and carries us and cheers
 when we are back together again.

Sing It

‘Every day of the week’ (pre-school worship) by KidSpring Children’s Ministry (1:29)

‘Wonderful Lord’ (official video) by Doug Horley (3:13)

Action it

Games and activities to reinforce the Bible passage:

- Play a game of *Hide and seek*.
- Make a Hidden Sheep using paper plate and split pins – see handout
- Pray together using some of the actions from the rhyme, eg ‘Sometimes we are lost (cover eyes); thank you, Jesus, that you keep us safe’ (hug).
- Complete a lost sheep maze (eg **Truewaykids.com** Pinterest).
- Role play searching for a lost sheep, finding it and celebrating.

Explore it Light

Baa Baa Lost Sheep

Baa Baa lost sheep (*cover eyes*)



You are far away (*hands together, move them apart*)



You have wandered (*walking fingers on palm of hand*)



You have lost your way (*hand above eyes*)



Here comes the shepherd (*point*)



You will be safe (*hug your arms*)



You will be carried home, (*carrying motion*)



and they'll celebrate! (*hug your arms*)

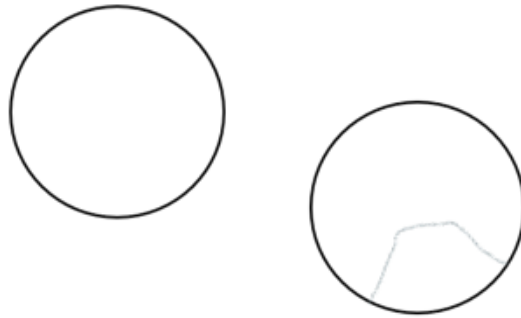


Explore it Light


Hidden sheep craft

Each child will need:

- 2 paper plates
- 1 split pin
- Scissors (or pre-cut plates)
- Sheep
- Cotton wool
- Glue stick



1. Cut out four sheep per child
2. Cut a 'slice', out of the top plate and stick three sheep on it
3. Add cotton wool to the three 'top plate' sheep
4. Attach the top plate to the blank bottom plate using the split pin (can be sharp)
5. Glue the fourth sheep on the bottom plate where the gap is.
6. The bottom plate can then be moved, and the sheep disappears!



The sheep and the goats



Bible verses:
Matthew 25:31–46



Aim:
To better understand the reason
for Jesus' parables and think about
how we love God and love others



Today's fruit:
Faithfulness

Resource: *Sheep and shepherd sticks*



Memory verse

**'Depend on the Lord.
Trust him, and he will take care of you.'**
(Psalm 37:5 *ICB*)



Start it

Today we are going to hear a story Jesus told
about some goats and some sheep.



Share it

Share a child-friendly version of Matthew
25:31–46 (eg Biblegateway.com *ERV/EASY*)
or watch the following clip.

**'I just want be a sheep' (Christian
puppets)** by Happy Puppets (2:36)

Sit in a circle and ask the group to share
together:
(Show photos of a sheep and a goat)

- What are these animals?
- Where might you find them?
- What do you know about sheep and about goats?

- What is similar?
- What is different?
- Their behaviour can be similar and different too. (See Leader's Guide for more information.)
- Most sheep need a shepherd, but goats are largely happy doing their own thing. What might it mean if we want to be a sheep? Who is the shepherd?
- Why do you think Jesus told this story?
- What does it tell us about God?



Sing It

**'Every day of the week' (pre-school
worship)** by KidSpring Children's Ministry
(1:29)

'All through history' Nicky & Becky Drake
by Worship For Everyone (3:36)





Action it

Games and activities to reinforce the Bible passage:

- Play a sorting game – use coloured plastic balls and buckets to sort the colours as quickly as possible. The children can be in teams, and collect their team's colour in their bucket.
- Play a number game: call out a number and the children have to get into groups of that number.
- Pray together. Give each child a sheep to draw themselves / write their name. They can choose to stick a shepherd's crook to the sheep if they want to be close to God –see *Sheep and shepherd sticks* handout
- Act out the story! Groups of three – or more – can be the shepherd, a goat and a sheep.

Explore it Light

Sheep and shepherd sticks



The rich fool



Bible verses:
Luke 12:13-21



Aim:
To better understand the
reason for Jesus' parables,
and think about our priorities



Today's fruit:
Self-control

Resource: *Story strips*



Memory verse

**'Depend on the Lord.
Trust him, and he will take care of you.'**
(Psalm 37:5 *ICB*)



Start it

Today we are going to hear about a story
Jesus told, about a very rich man.



Share it

Share a child-friendly version of Luke 12:13-21 (eg Biblegateway.com *ERV/EASY*) or watch the following clip.

The rich fool by ZebtoonZ (2:00)

Sit in a circle and ask the group to share together:

- If you were a millionaire what would you like to buy? (They could say, draw or use play-dough to show their answers!
- What's your favourite type of toy?

- Imagine if you had lots and lots of these toys, so many you would never need another birthday gift of one! What would that be like? Would you be able to play with them all?
- Now imagine your friends didn't have one, and no one in the school or anywhere here had one. What would that be like?
- Jesus told us this story about a rich fool
 - what do you think he should have done with all his food? Why?
- Why do you think Jesus told this story?
- What does this story tell us about God?



Sing It

'Every day of the week' (pre-school worship) by KidSpring Children's Ministry (1:29)

'Great big God!' Vineyard Kids, Vineyard Worship UK and Ireland (2:51)



Action it

Games and activities to reinforce the Bible passage:

- Build a barn together! You can use cardboard boxes / building blocks.
- Split the memory verse to short 'repeat after me' sections. Create actions together to help learn it. Talk about depending on God and relate it to the parable.
- Pray together. Ask the group to lie down, close their eyes and think about something
- Play *Pass the parcel* – story version! Using the *Story strips* handout, create a parcel to pass, with a story strip under each layer. You could choose to have a prize at the centre which could be shared with all the children. Read out the story section as you go, then see if you can put them all in order at the end of the game. You could make the link between the parable and sharing the sweets.



Explore it Light

Story strips (Pass the parcel)

Someone said to Jesus, 'Teacher, tell my brother to divide the inheritance with me.' Jesus sighed. He knew that this was a tricky situation. How would Jesus answer? He'd tell a story, a parable.

One year a rich farmer had a huge harvest. It was so big he didn't have enough room to store all the crops in his barns. So he decided to tear down all his barns and build even bigger ones.

His old barns only stored enough food for two years, but his new barns would store enough food for many, many years. Then he wouldn't have to farm the land. He could sit back and enjoy an easy life.

Jesus continued the story: 'But God said to the man, "You fool! This very night your life will end. Then who will get all the crops you have hidden away?"' The people in the crowd started to murmur, because calling someone a fool was a very strong insult.

Jesus hadn't finished. Raising his voice over the crowd he said: 'This is how it will be with whoever stores up things for themselves but is not rich toward God.'

The crowd went quiet again. Perhaps this parable was not just about getting rich, but about being generous, about seeing wealth differently, about trusting God's provision.

The crowd went quiet again. Perhaps this parable was not just about getting rich, but about being generous, about seeing wealth differently, about trusting God's provision.

He said that there was a different kind of treasure you could get, - not earthly treasure of money and possessions that would one day be gone, but heavenly treasure that would last for ever.

The great banquet



Bible verses:
Luke 14:15–24



Aim:
To better understand the
reason for Jesus' parables, and
think about sharing inclusion



Today's fruit:
Joy and
kindness

Resource: *Acts of kindness*



Memory verse

**'Depend on the Lord.
Trust him, and he will take care of you.'**
(Psalm 37:5 *ICB*)



Start it

Today we are going to hear a story Jesus told
about an amazing party with lots of food!



Share it

Share a child-friendly version of Luke 14:15–
24 (eg Biblegateway.com *ERV/EASY*) or use
images from **FreeBibleimages.org**.

Sit in a circle and ask the group to share
together:

- Using a big piece of paper, write or draw
on it all the things you might need for the
best party ever! Can you all agree on the
five most important things on your list?

- Who would you invite to this party? What
would you do at it?
- The man in the story planned a big,
amazing party – but no one came!
- What did you think the man would do
next? Why?
- Why do you think he invited everyone he
could to the party?
- What do you think the party was like, with
everyone there?
- Why do you think Jesus told this story?
- What does it tell us about God?



Sing It

**'Every day of the week' (pre-school
worship)** by KidSpring Children's Ministry
(1:29)

'Shine! (from the inside out)' by Nick
Jackson uploaded by Tangy Crayfish (2:20)



Action it

Games and activities to reinforce the Bible passage:

- Talk together about something kind you can do for someone else, and write/draw your answer to take away as a reminder – use the *Acts of kindness* handout
- Play music and do a conga line, where you ‘pick up’ people to join the line around the room!
- Pray together: ask the children to think of someone they know who sometimes gets left out. Ask them to close their eyes and imagine that person, and ask God to help them be inclusive.
- Ask everyone if they can bring a teddy and you can share a teddy bear banquet, including and sharing together in a drink and snack. Encourage the children to share and serve each other, making sure everyone is included. **Please be aware of allergies.**



Explore it Light

Acts of kindness

My name: _____

I want to show kindness by:



Love God
Love Others

My name: _____

I want to show kindness by:



Love God
Love Others

My name: _____

I want to show kindness by:



Love God
Love Others