

A compassionate servant



Bible verses:
2 Kings 5:1-14



Aim:
To discover how a little girl helped
God bring healing, and to be curious
about how we can talk about God



Today's fruit:
Love and
kindness

Resources: *Kindness bingo game, Naaman craft*



Memory verse

**'Trust in the Lord with all your heart
and lean not on your own
understanding;
in all your ways submit to him,
and he will make your paths straight.'**
(Psalm 3:5-6 NIV)



Start it

Today we are going to hear about a girl who helped change someone's life by being kind.

Give each child a copy of the *Kindness bingo game* handout. Ask the children to look at the pictures and words. If they have shown kindness to someone in that way, they can draw a heart in the box, and if someone has been kind to them in that way, they can draw a smile. Talk to the children about their answers.



Share it

Share a child-friendly version of 2 Kings 5:1-14 (eg Biblegateway.com ERV/EASY) or watch the following clip.

God's Story: Naaman by Crossroads Kids' Club (3:38)

Sit in a circle and ask the group to share together:

- How do you feel when someone is kind to you?
- How does it feel to show kindness to someone?
- What kind thing did the little girl in the story do?
- Naaman was the little girl's master; she was a slave. Why do you think she was being kind to him?
- Because the little girl was kind, what happened to Naaman? How was he changed?
- How did the little girl help God in our story?
- What did she know about God?
- What do we know about God? Who could we talk to about that?

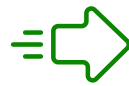


Sing It

'I Might be Small' by Allstars Kids Club
(2:07)

'Proverbs 3:5' (Topic) by Kids on the Move
(1:07)

Song track only – why not make up your own actions as a group!








Action it

Games and activities to reinforce the Bible passage:


- **Make:** Recreate the scene of Naaman bathing in the water with the *Naaman craft* handout, scissors, pens/pencils and glue.
- **Play:** Provide water play in bowls and talk about how God used water in the story.
- **Pray:** Pray together using an outline of a person. Stick plasters on the outline and pray for people who need God to help them get better. It can be generic, for people in the world, or the children can write/draw a picture of people they know on the plasters.
- **Try:** Naaman and the servant girl Bible activity by [teacherspayteachers.com](https://www.teacherspayteachers.com) (**Pinterest**)

Explore it Light

Kindness bingo game


<p>Helping someone who is hurt</p> 	<p>Kind words</p> 	<p>A hug</p> 
<p>A big smile</p> 	<p>Helping someone who is sad</p> 	<p>Being friends</p> 
<p>Praying (talking to God)</p> 	<p>Sharing</p> 	<p>Helping with a job</p> 

If you have done this for someone, draw a heart in the box 


If someone did this for you, draw a smile in the box 

Explore it Light

Naaman craft



-
- Colour in the picture and Namaan.
 - Carefully cut out Namaan and the rectangle, then glue him to one end.
 - Cut along the dashed line.
 - Slot the rectangle into the gap. Now Namaan can go in and out of the water!



A small offering



Bible verses:
John 6:1-15



Aim:

To explore how a boy helped Jesus, to consider his faith and willingness, and to think about how we can reflect God's goodness



Today's fruit:
Goodness

Resource: *Five loaves and two fish*



Memory verse

**'Trust in the Lord with all your heart
and lean not on your own
understanding;
in all your ways submit to him,
and he will make your paths straight.'**
(Psalm 3:5-6 NIV)



Start it

Today we are going to hear about a boy who helped Jesus.

Print a copy of the *Five loaves and two fish* handout or buy five bread rolls to use. Sit in a circle with the food in the middle. Have a discussion about how many people this could feed. You could try and tear or cut the loaves and fish to show how far it might stretch.



Share it

Share a child-friendly version of John 6:1-15 (eg Biblegateway.com *ERV/EASY*) or watch the following clip.

The Story of Jesus Feeding 5,000 by Minno – Bible Stories for Kids (1:24)

Sit in a circle and ask the group to share together:

- Have you ever shared your snacks? How did it feel to share with others?
- Has someone ever shared their snacks with you? How did it feel?
- How did the little boy help Jesus?
- Why do you think he helped Jesus?
- How can we help Jesus?



Sing It

'I Might be Small' by Allstars Kids Club (2:07)

'Proverbs 3:5' (Topic) by Kids on the Move (1:07)

Song track only – why not make up your own actions as a group!






Action it

Games and activities to reinforce the Bible passage:

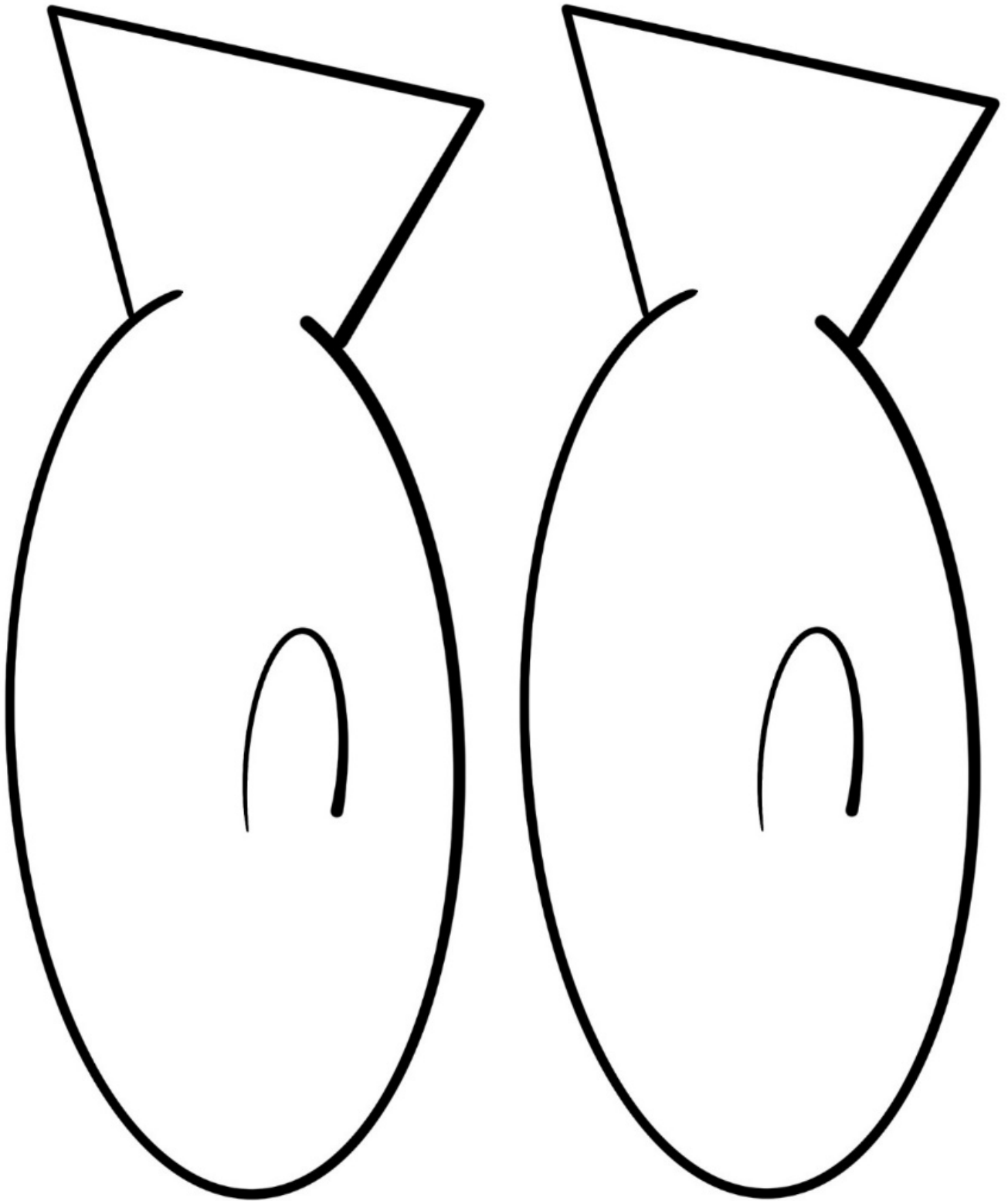
- **Make:** Create fish and loaves out of play-dough or air-dry clay. Send them home in a cupcake case.
- **Play:** Using play food, encourage the children to share and be kind with the food.
- **Pray:** Draw around their hands and think about what we can offer God. Inside the hand shape they can write or draw their ideas about what they can share with God or others.
- **Try:** 'Loaves and fishes' necklace by [busybeekidscrafts.com](https://www.busybeekidscrafts.com) (**Pinterest**)

Explore it Light

Five loaves and two fish



Explore it Light



A whispered name

**Bible verses:**

1 Samuel 1:26–28; 3:1–18

**Aim:**To learn to listen for God
and be curious about how
we can ‘hear’ God**Today’s fruit:**

Patience



Memory verse

‘Trust in the Lord with all your heart
and lean not on your own
understanding;
in all your ways submit to him,
and he will make your paths straight.’
(Psalm 3:5–6 NIV)



Start it

Today we are going to hear about a boy who keeps hearing someone call his name.

Play a listening game with the group. This is a long video, so stop when you feel the group has had enough. Play individually or as a group.

The Ultimate Guess the Sound Challenge for Kids by Little Dreamers Education (18:48)



Share it

Share a child-friendly version of 1 Samuel 1:26–28; 3:1–18 (eg Biblegateway.com *ERV/EASY*) or watch the following clip.

God Speaks to Samuel (God’s story) by Saddleback Kids (2:33)

Sit in a circle and ask the group to share together:

- Who calls out your name?
- What do you do when they call you?
- What would you do if you were sleeping when they called you?
- Why do you think Samuel didn’t know it was God speaking to him?
- What did Samuel say to God?
- Can we talk and listen to God too?



Sing It

‘I Might be Small’ by Allstars Kids Club (2:07)

‘Proverbs 3:5’ (Topic) by Kids on the Move (1:07)

Song track only – why not make up your own actions as a group!



Action it

Games and activities to reinforce the Bible passage:

- **Make:** Make 'listening ear' headbands. Use card to create a headband, then stick on a set of really big ears. Talk about how we can be curious about things we listen to and why it's important to listen.
- **Play:** Use dressing-up items. What important things might these different groups of people say to us? eg police dress-up clothes – they might tell us how to be safe.
- **Pray:** Sit together and say that you're going to whisper your prayers to God into your hands (because God can always hear us!). Lead the prayers by saying 'Can you tell God how you're feeling?' (Whisper answers into hands.) 'Can you tell God something you're thankful for?' etc. You could finish by asking them, 'What might God be saying to you?'
- **Try:** Create your own sound challenge, taking it in turns to make a noise for people to guess.

A shepherd anointed

**Bible verses:**

1 Samuel 16:1-13;
17:4-16,32,38-40,
48-51

**Aim:**

To explore the story of David and Goliath and see how God anointed David when he was a child

**Today's fruit:**

Faithfulness



Memory verse

**'Trust in the Lord with all your heart
and lean not on your own
understanding;
in all your ways submit to him,
and he will make your paths straight.'**

(Psalm 3:5-6 NIV)



Start it

Today we are going to hear about a young boy who took on a big task.

Using a mirror, ask the children one at a time to look at their reflection and describe what they can see. If they don't say it, ask if they see someone who is young or little. Say that when people looked at David, they saw someone who was too young to do important jobs. Say that God didn't care that David was young because God was looking at his heart.



Share it

Share a child-friendly version of 1 Samuel 16:1-13; 17:4-16,32,38-40,48-51 (eg Biblegateway.com *ERV/EASY*) or watch the following clip.

David was Anointed by I Share (3:37)

Sit in a circle and ask the group to share together:

- Have you ever been picked for something special?
- What's it like being chosen?
- What's it like when you're overlooked for something?

David didn't think he was going to be chosen because he was the youngest.

- In the story, how did Samuel show that David was chosen by God?
- What does the story teach us about children?
- What does the story teach us about God?



Sing It

'I Might be Small' by Allstars Kids Club
(2:07)

'Proverbs 3:5' (Topic) by Kids on the Move
(1:07)

Song track only – why not make up your own actions as a group!



Action it

Games and activities to reinforce the Bible passage:

- **Make:** Make a heart magnifying glass (**Pinterest**)
- **Play:** Use big and small versions of the same toy to play and experiment with, eg a small toy car and a big toy car, a small teddy and a big teddy, a small bouncy ball and a football. Explore how they compare to one another. Is one better than the other?
- **Pray:** Explain what anointing means and say that we are also chosen and loved by God. Using a crown, invite the children one by one to wear it and sit on a chair (throne) and thank God for them by name. Pray that they would know that they are very special.
- **Try:** Learning a song and making up actions .

Man looks on the outside, but God looks on the heart performed by Vineyard Worship by Monnow Road Baptist Church (2:29)

A brave sister



Bible verses:
Exodus 2:1-10



Aim:
To see how Miriam helped keep
Moses safe by being brave



Today's fruit:
Love



Memory verse

**'Trust in the Lord with all your heart
and lean not on your own
understanding;
in all your ways submit to him,
and he will make your paths straight.'**

(Psalm 3:5-6 NIV)



Start it

Today we are going to hear about a brave big sister and her baby brother.

Play a game of hide and seek or a 'find the hidden object' game. Explain that in today's story there are two children who had to be hidden, but one had to be brave and come out of hiding.



Share it

Share a child-friendly version of Exodus 2:1-10 (eg Biblegateway.com *ERV/EASY*) or watch the following clip.

A Baby and a Bush by The Bible App for Kids (stop at 0:48)

Alternatively, you could download this app and use the story in an interactive way using a tablet/iPad.

Sit in a circle and ask the group to share together:

- Have you ever helped look after someone younger than you? What was it like?
- How did it feel looking after them?
- Have you ever done something that made you feel brave? What was it?
- How did you feel before and after doing it?
- Have you ever had to tell a grown-up something important? Was it easy to do?
- How did Miriam help the baby?
- Why was that important?



Sing It

'I Might be Small' by Allstars Kids Club (2:07)

'Proverbs 3:5' (Topic) by Kids on the Move (1:07)

Song track only – why not make up your own actions as a group!

Action it

Games and activities to reinforce the Bible passage:

- **Make:** Make binoculars using tubes or rolled-up card – let's look for ways to show God's love.
- **Play:** Find different things that sink or float in a bowl of water. See if the children can guess first whether it sinks or floats!
- **Pray:** Ask the group to write their name or draw a picture of themselves on a small piece of paper. Talk about how Moses was kept safe. As they hold their names in their hands (like a basket), thank God for keeping us safe, and for those who help us to stay safe.
- **Try:** Moses in the river Bible activity by cdn.shopify.com (**Pinterest**)