

A 'Big Story' Escape



Bible verses:
Daniel 6:5-28



Aim:
To know the impact Daniel
had on King Darius



Today's fruit:
Joy



Memory verse

'All Scripture is given by God and is useful for teaching and for showing people what is wrong in their lives. It is useful for correcting faults and teaching us how to live correctly.'

(2 Timothy 3:16 ICB)



Sing it

'When I Look' (Preschool Worship Song)
by KidSpring Children's Ministry (1:51)

'Fruit of the Spirit' (Preschool Worship Song) by KidSpring Children's Ministry (1:51)



Start it

Have a physical Bible to hand and show them where in the Bible the book of Daniel is.



Share it

For an interactive way of exploring the story, use a laptop or tablet to access the Bible App for Kids (www.bible.com/kids) and find: 'A Roaring Rescue' or watch the video on YouTube below.

Watch:

A Roaring Rescue Bible App for Kids by LifeKids (1:32)

Ask:

Why do you think the king wanted to try and save Daniel? Daniel's trust in God changed the whole story. How does that help us think about trust today?



Action it





Games and activities to reinforce the Bible passage:

- **Make:** Print out Lion Handprint handout and cut along the dotted lines. Using yellow paint, children can create the body of the lion with their handprint!
- **Play:** Can you create a 'den' together, sit inside it and talk about how Daniel might have felt being in the den with the lions?
- **Pray:** Explain that because Daniel followed God closely and loved God, God gave Daniel special pictures in his mind called visions. What part of the body do we think of when we hear the word 'vision'? Say that while we pray, we are going to keep our eyes open. We can point to our eyes too if we want to.
Dear God, we thank you that you love us.
We thank you for people like Daniel who

trusted you. Thank you that you show and tell us things in lots of different ways, sometimes through visions and pictures, through people, feelings and lots of other ways too. Amen.

- **Try:** Acting out the story. You can have King Darius, his advisers, Daniel, an angel, and lots of lovely lions!

Explore it **Light**



February 2026

‘Big Story’ Letters



Bible verses:
Hebrews 10:13–16;
11:1–4



Aim:
To think about what
faith means to you



Today’s fruit:
Faithfulness



Memory verse

‘All Scripture is given by God and is useful for teaching and for showing people what is wrong in their lives. It is useful for correcting faults and teaching us how to live correctly.’

(2 Timothy 3:16 *ICB*)



Start it

Set up an obstacle course, or a space that the children must cross in a challenging way (crawling/walking backwards etc). Ask the rest of the group to cheer them on to keep going! Talk about how it feels to be encouraged when you’re doing something that’s not easy.



Share it

Before the session, print out the Letter to the Hebrews handout and place it inside an envelope. Place the envelope inside your Bible. When it’s time to share the Bible story, sit in a circle, and remove the letter from the Bible and envelope.

Ask:


What was that part of the letter about? How do you think this letter could encourage people who were finding it difficult to follow God?



Sing it

‘When I Look’ (Preschool Worship Song) by KidSpring Children’s Ministry (1:51)

‘Fruit of the Spirit’ (Preschool Worship Song) by KidSpring Children’s Ministry (1:51)



Action it

Games and activities to reinforce the Bible passage:

- **Make:** Give each child a blank envelope to decorate.
- **Play:** Provide letters (magnetic/Scrabble) for the children to play and make words with.
- **Pray:** Have a physical Bible to hand and show them where in the Bible the book of Hebrews is. Thank God for the letters which encourage us, but also the people we know who encourage us too. You could ask the group to share names of people who encourage them and thank God for all those people!
- **Try:** Talk about how we can encourage each other as we follow God. What sort of things could we do to help each other?

Explore it **Light**

Letter to the Hebrews

READ:

This is part of the letter to the Hebrews...

This is what it means to trust God: We will be sure about the things that we hope for. We will be sure in our minds about things that we cannot even see. It was because of their faith that God said good things about the people of long ago. Because of faith, we understand about how God made the universe. He spoke his word to make it happen. In that way, God made all the things that we can see. He made them from things that nobody could see.

Abel believed God. So he offered a better sacrifice to God than Cain did. And because of Abel's faith, God accepted him as right with him. God said that he was happy with Abel's gifts. Because Abel trusted God, we can still learn from his faith. Abel died long ago, but it is like he is still speaking to us.

(Hebrews 11:1-4 *EASY*)

‘Big Story’ Poetry



Bible verses:
 Psalm 27:1-14



Aim:
 To realise that David shared his honest feelings in songs and poems



Today’s fruit:
 Gentleness



Memory verse

‘All Scripture is given by God and is useful for teaching and for showing people what is wrong in their lives. It is useful for correcting faults and teaching us how to live correctly.’

(2 Timothy 3:16 *ICB*)



Start it

Have a bag of coloured wrapped sweets, with enough for the children to take one or two each. Explain that the wrappers correspond to a feeling. If they pick a red one – what’s something that makes them feel loved? Green – what makes you feel calm? Purple – what makes you feel excited? Yellow – what makes you feel jealous? Orange – what makes you feel annoyed?



Share it

Watch:

God’s Story (Books of the Bible, Psalms)
 (from 0.00 – 1:04)

Ask:


Where in the Bible can we find Psalms? Use a real Bible to check together. What are the psalms? What are they about?



Sing it

‘When I Look’ (Preschool Worship Song) by KidSpring Children’s Ministry (1:51)

‘Fruit of the Spirit’ (Preschool Worship Song) by KidSpring Children’s Ministry (1:51)




Action it

Games and activities to reinforce the Bible passage:

- **Make:** Help each child make an acrostic of their name, using words to describe God (in a similar way to Psalm 27) eg:
 S – God is Strong A – God is Amazing
 M – God is Marvellous
- **Play:** Print out the Rhyming Pairs handout and cut out the squares. Ask the children to match them up to create a rhyme.
- **Pray:** ‘Wonderful Lord’ (Official Video) by Duggie Dug Dug (3:19)
 Use the song for your prayer time. Gather the children in a circle. You may want to teach the sign language before you begin. Explain that you’re using the song to help you spend time with God. The poetry/ lyrics help us concentrate on God. There is a music interlude which could be used to voice a prayer.

- **Try:** Using the feelings questions from 'Start it', talk together about how we can tell God about our feelings. Can we sing? Draw? Cry? Smile? Do a thumbs up to show God how we are feeling?



Rhyming Pairs

1. Cut out the pictures

2. Match the pictures with their rhyming word

3. Use the rhymes to create a short poem, eg

*When you drive in your car
Sometimes you can see a star*

or

*When you see the Sun
It's nice to go for a run*

4. Add in your own rhymes and see if you can create a poem with your group

‘Big Story’ History



Bible verses:
Joshua 1:5-11,
16-18



Aim:
To know the importance of Israel
entering the Promised Land



Today’s fruit:
Peace



Memory verse

‘All Scripture is given by God and is useful for teaching and for showing people what is wrong in their lives. It is useful for correcting faults and teaching us how to live correctly.’

(2 Timothy 3:16 *ICB*)



Start it

Play a game of ‘Follow the leader’. Make it interesting by adding in some actions along the way. Say: today we are going to be exploring the story of someone who became a leader. I wonder what makes a good leader?



Share it

Watch:

***God Speaks to Joshua* (Preschool Bible study)** by KidSpring Children’s Ministry (1:23)

Ask:


What did God want Joshua to do? What did God promise Joshua? I wonder what it tells us about God?



Sing it

‘When I Look’ (Preschool Worship Song) by KidSpring Children’s Ministry (1:51)

‘Fruit of the Spirit’ (Preschool Worship Song) by KidSpring Children’s Ministry (1:51)



Action it

Games and activities to reinforce the Bible passage:

- **Make:** Draw around feet, and decorate footprints – talk about the part in the Bible that tells us God will be with us wherever we go.
- **Play:** Play this music video: ‘**Be Strong and Courageous**’ (**Joshua 1:9 Bible Song for Kids**) by Eklektos Kids TV (2:08) and enjoy dancing together!
- **Pray:** Joshua had a big journey ahead of him, and God promised to go with him every step of the way. We all have our own journeys too. Find a space in the room where you can stand safely. We’re going to pray by taking four big steps, just like we’re walking with God. After each step, repeat the short prayer that I say to you.

The children take a big step forward.

Say: God, thank you that you go with us.

The children take another big step.

Say: Help us to be strong and brave.

Take a third big step.

Say: Help us when the Bible feels hard to understand.

Take a final step.

Say: Help us to trust you wherever we go.
Thank you for walking with us.

- **Try:** Going for a short walk, thinking about God being with you as you take each step. You could use questions to help you, eg what do you think God would like about this walk? What do you think God would notice in nature? How do you think God might feel doing this walk with us?