

The Creation Story



Bible verses:

Genesis 1 to 2:3



Aim:

To take time to consider
God's amazing creation



Today's fruit:

Joy



In today's session we take time to consider God's amazing creation.

We'll look at each day of the creation story and think about everything God has made. When God looked at the world and everything in it, he said that it was very good. In this session we will think about the goodness of God's creation and the joy we can find in the world he has made.

Each child will need:

- A 'Memory Verse Wristband' handout
- 'Explore it Ideas' handout
- Pens or pencils

You will need:

- The 'Fruit of the Spirit - Joy' sign - download from **Salvationist**
- TRUE and FALSE signs
- Seven pieces of paper labelled 'Day One', 'Day Two', etc
- Art materials (depending on which 'Action it' activity you choose)



Start it

Place two signs on opposite sides of the room. One should say TRUE and the other FALSE.

Ask the children to stand in the middle of the room. Explain that you are going to read out a series of fascinating facts about creation. After each statement, the children must decide whether they think it is true or false and move to stand under the sign that shows their answer.

Once everyone has chosen a side, reveal the correct answer and briefly explain the fact before moving on to the next question.

True or False Creation Quiz

1. The highest mountain on Earth is Mount Everest. **TRUE** – Mount Everest is the highest mountain above sea level. *Fun fact:* It's so tall that climbers need oxygen tanks near the top because the air is very thin.
2. A blue whale is the largest animal that has ever lived on Earth. **TRUE** – Blue whales are even heavier than the biggest dinosaurs. *Fun fact:* A blue whale's heart can be as big as a small car!
3. The Sun is smaller than the Earth. **FALSE** – The Sun is much bigger than Earth. *Fun fact:* You could fit more than a million Earths inside the Sun.
4. Some trees can live for more than a thousand years. **TRUE** – Some trees, like bristlecone pines, can live for thousands of years. *Fun fact:* Some of these trees were already growing when the Egyptian pyramids were being built.
5. There are more stars in the universe than grains of sand on all the beaches of the Earth. **TRUE** – There are so many stars that we can't even count them all. *Fun fact:* If you tried to count them one by one, you'd never finish!
6. Octopuses have three hearts. **TRUE** – They really do have three hearts. *Fun fact:* Their blood is blue because it uses a different chemical to carry oxygen.
7. Penguins can fly. **FALSE** – Penguins can't fly in the air. *Fun fact:* They 'fly' through the water instead, using their wings like flippers.
8. Honeybees help plants grow by spreading pollen from flower to flower. **TRUE** – Bees and many other insects help plants make seeds and fruit. *Fun fact:* A single bee can visit thousands of flowers in one day.

Sing it

Say:

Today we'll be thinking about the way God created our amazing world. As you sing along and join in with the actions, try and remember what God created each day.

Watch:

'Motions (Creation Song)' by Saddleack Kids (2:36)



Share it

Label seven pieces of paper 'Day One', 'Day Two' etc and place them on the floor in front of the children.

Say:

Today we are going right back to the beginning. The first book in the Bible is called the book of Genesis, which means the origin or root. It's in the first two chapters of Genesis that we read the story of God creating the world.

We are going to watch a clip that tells us what God created on each day. After the clip we will write down each creation on the sheets of paper on the floor.

Watch:

Creation (Genesis 1-2) Saddleback Kids (3:47)

After the clip, discuss with the children what Genesis says God created on each day and write it down on the appropriate piece of paper on the floor. For each day, ask the children what images come to mind when they think of that part of God's creation. This bank of ideas will help them in the 'Action it' section of today's session. A rough outline of each day is provided below:

Day One – God created the heavens and the Earth. He created light and divided the day and night.

Day Two – God separated the water of the heavens from the water of the Earth. He called the waters of the heavens, sky.

Day Three – God created dry land called the earth and collections of water called the seas. The land was filled with every kind of tree.

Day Four – God created the stars in the sky, the Sun to light the day, and the Moon for the night.

Day Five – God created animals that live in the water and the sky.

Day Six – God created all the animals that live on dry land, including humans.

Day Seven – God rested.

Ask:

How did God describe what he had created?

Say:

Throughout the creation story, God pauses and looks at everything he has made and says that it is good.

Give each child a 'Memory Verse Wristband'.

Say:

Our memory verse for this month reminds us that God loves all creation. Let's share it together.

Memory Verse:

'God looked at everything he had made, and it was very good.'

(Genesis 1:31a ICB)

Action it

Earlier in the session the children identified what Genesis says God created over the seven days. They also shared images that came to mind for each day. In this part of the session they are going to create a piece of artwork to represent the seven days of God's creation. How you decide to do this will depend on your group. The finished artwork could be displayed in the room where you gather, on a church noticeboard, or through the corps' social media page.

Ideas for Creation Artwork

Allocate a different creation day to each child.

Create one large piece of artwork that celebrates each day of creation.

Fold a piece of A4 paper into eight smaller sections. Use the first box for the title and then represent each day of creation in the remaining spaces.

Give each member of the group a paper plate to decorate to represent a day of creation.

Follow the 'Christian Preschool Printables' link either to use the creation hanging decoration printable or to encourage the children to create their own version:

christianpreschoolprintables.com/creation-preschool-printables/7-days-of-creation-craft-globe

Say:

As you finish your artwork, take a moment to look at the different parts of creation that God made. From the light in the sky to the plants, animals and people, every part of creation mattered to God.

God looked at everything he had made and said that it was very good.

Display the 'Fruit of the Spirit - Joy' sign

Say:

Today's fruit of the Spirit is joy. Joy grows when we take time to notice the goodness of God's creation. When we look closely at the world around us and remember that God made it, it reminds us how amazing and creative he is.

Ask:

Which part of creation brings you the most joy?



Pray it

Say:

We have been thinking about the amazing world God created. Now we are going to watch a short video that celebrates some of the beautiful things God has made.

As you watch, notice if there is a part of God's creation that you really like.

Watch:

'Look at the World' by John Rutter – by Home Church Langley (4:31)

Ask:

Which part of God's creation in the video did you enjoy the most?

Say:

The Bible reminds us that when God looked at everything he had made, he said it was very good. Let's thank God for the wonderful world he created.

Pray:

Praise to thee, O Lord, for all creation.
Give us thankful hearts so that we may see
all the gifts we share and every blessing.
All things come from you.
Amen.



Explore it

Remember to send home the 'Explore it Ideas' for children and families.

The Creation Story

Here are some ideas for you to explore at home.



Bible verses:
Genesis 1 to 2:3



Aim:
To take time to consider God's amazing creation



Today's fruit:
Joy



Create

Create your own TRUE or FALSE creation quiz to try out with friends or family.



Watch

In today's *Explore it* session, we watched a video featuring a beautiful song by John Rutter. The song reminds us of all the amazing things God has created.

Watch the clip together at home and talk about the different pictures you see of God's creation. Which place in God's creation would you most like to visit?

Watch:
'Look at the World' by John Rutter – by Home Church Langley
[youtube.com/watch?v=kxr8QBPq1z0](https://www.youtube.com/watch?v=kxr8QBPq1z0)



Song for the week

Watch:
'Motions (Creation Song)' by Saddleack Kids (2:36)
[youtube.com/watch?v=nWgC62KGsKM](https://www.youtube.com/watch?v=nWgC62KGsKM)



Memory verse

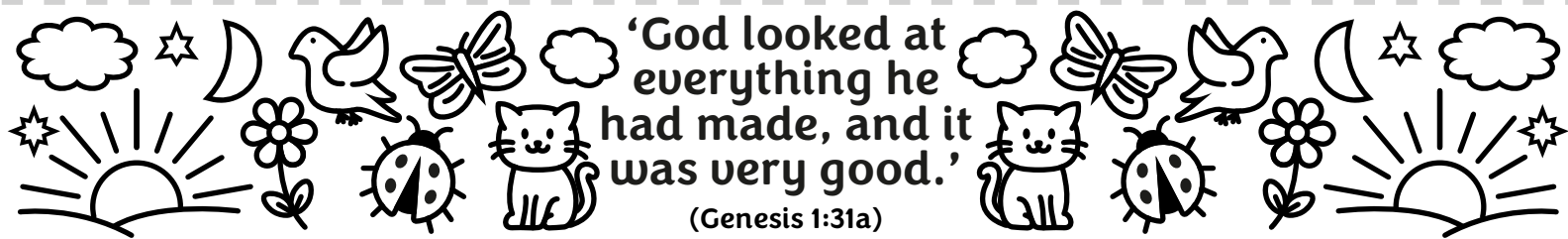
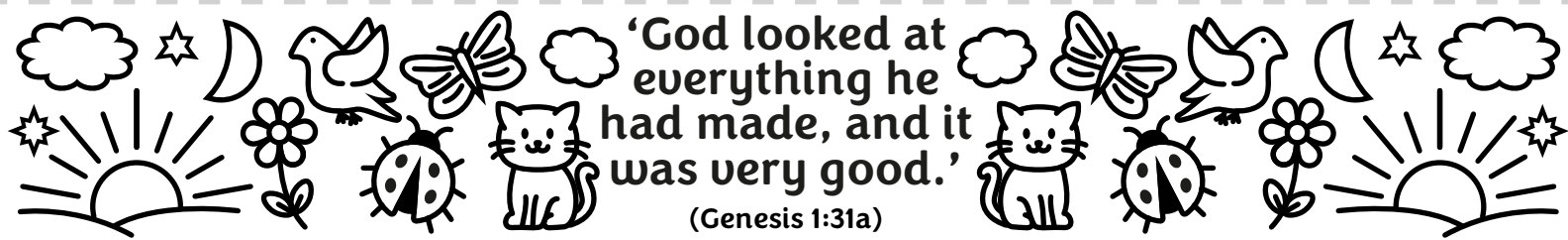
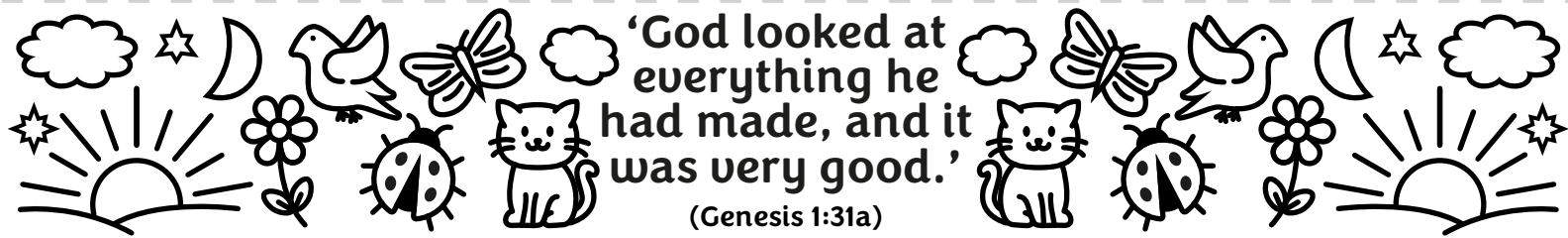
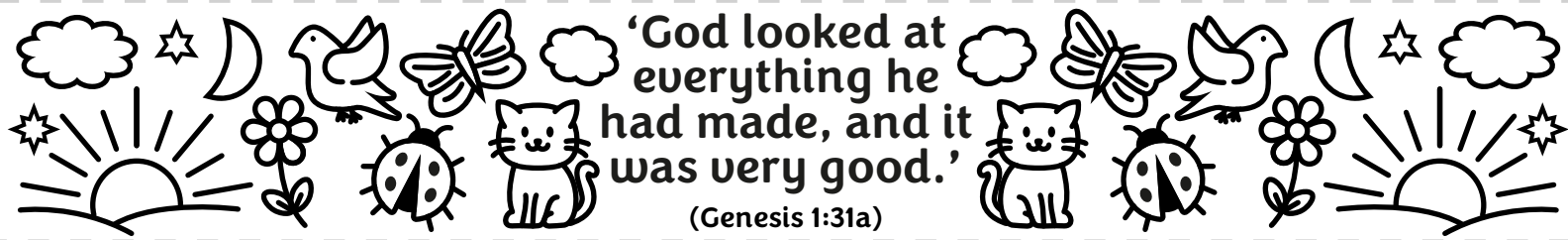
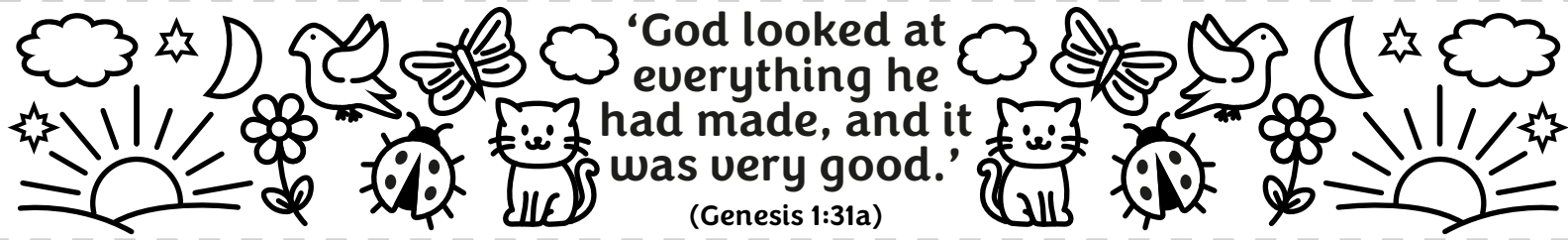
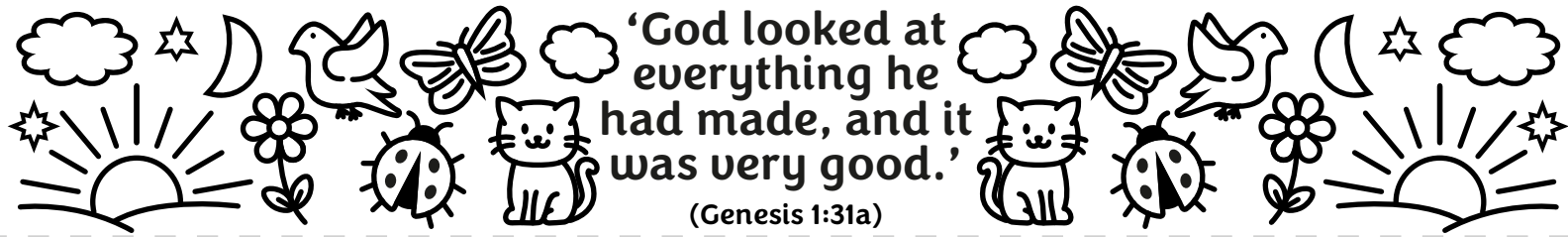
'God looked at everything he had made, and it was very good.'

(Genesis 1:31a ICB)

**LIVING
OUT FAITH**

Explore it

‘God looked at everything
he had made, and it was
very good.’
(Genesis 1:31a)



‘God looked at everything he had made, and it was very good.’

(Genesis 1:31a)

‘God looked at everything he had made, and it was very good.’

(Genesis 1:31a)

‘God looked at everything he had made, and it was very good.’

(Genesis 1:31a)

‘God looked at everything he had made, and it was very good.’

(Genesis 1:31a)

‘God looked at everything he had made, and it was very good.’

(Genesis 1:31a)

‘God looked at everything he had made, and it was very good.’

(Genesis 1:31a)



Adam and Eve



Bible verses:

Genesis 2:7-9,15-23; 3:1-6,21-23



Aim:

To explore the story of the first people



Today's fruit:

Self-control



In this session we continue to explore the story of God's creation.

Adam and Eve were given a beautiful garden to care for and everything they needed to live closely with God. But when the serpent tempted them, they chose not to trust God's instruction. Their choice changed everything and they could no longer live in the Garden of Eden. As we explore this story, we will think about the choices we make and how the Holy Spirit helps us to show self-control and trust God with every choice.

Each child will need:

- Pens or pencils and paper
- Materials for apple craft (green and red paper, lollipop sticks, glue, scissors and a black marker pen)
- 'Explore it Ideas' handout

You will need:

- The 'Fruit of the Spirit - Self-control' sign - download from **Salvationist**
- Small pieces of paper for creation charades ('Start it')



Start it

Say:

In Session One we spent time thinking about God's amazing creation. Today we're going to play a game of charades where all the clues are based on different parts of God's creation.

A list of possible charade clues is shown below. Write each clue on a small piece of paper, fold them up and place them in a container. Ask one of the children to act out the word for the rest of the group and see who can guess it.

soil	Moon	water	planet	Sun	ocean
solar system	volcano	human	sky	earthquake	coconut
rain	lizard	giraffe	snowball	clouds	forest
stars	whale	desert	mountains	waves	mouse



Sing it

Say:

Today we are continuing to think about the amazing world God created. In our last session, we discovered that when God looked at everything he had made, he said that it was very good.

Our memory verse for this month reminds us of that moment in the creation story. Let's share it together.

Memory Verse:

'God looked at everything he had made, and it was very good.'

(Genesis 1:31a ICB)

Watch:

'If I were a butterfly' (Lyrics and music) by Unreached Corners (3:09)



Share it

Say:

Last time we discovered that God created a beautiful world and said that everything he made was very good. God placed the first people, Adam and Eve, in a wonderful garden called Eden and gave them an important job to do.

Today we are going to discover what happened when Adam and Eve made a choice that changed everything.

Watch:

Adam and Eve by Saddleback Kids (1:14)

Ask:

- What two things did God ask Adam and Eve to do?

Say:

God provided Adam and Eve with a beautiful garden to look after. It was absolutely perfect, but it wasn't enough for Adam and Eve.

In the next clip we find out what happens when Adam and Eve turn away from God. Use the timings below to stop the clip and discuss the questions.

Watch:

Adam and Eve Sin by Saddleback Kids (3:24)

Watch: 0:00–0:39

Ask:

- Where did Adam and Eve live?
- What tree was forbidden?
- Why do you think God didn't want Adam and Eve to know the difference between good and evil?

Say:

Adam and Eve lived in the Garden of Eden, a beautiful place filled with trees, plants and animals. God asked them to take care of the garden and enjoy everything he had made. There was only one rule. They were not to eat from the tree that would give them the knowledge of good and evil. God wanted Adam and Eve to trust him and follow his guidance.

Watch: 0:40–1:41

Ask:

- Who was the cleverest of all the animals God made?
- What did the serpent ask Eve? How did she reply?
- How did the serpent trick Eve?
- Why do you think Eve listened to the serpent instead of following God's rules?

Say:

The serpent began to question what God had said and tried to make Eve doubt God's instructions. Instead of trusting God, Eve started to listen to the serpent. She began to think that eating the fruit might make her wiser and more like God.

Sometimes it can be difficult to trust God's instructions, especially when something looks tempting.

Watch: 1:42–3:24

Ask:

- What happened when Adam and Eve ate from the forbidden tree?
- When Adam and Eve heard God walking in the garden, what did they do?
- Why do you think they hid from God?
- Who did Adam blame for eating the fruit? Do you think that was fair?

- Who did Eve blame for eating the fruit? Do you think she was right to do that? If so, why?
- What was the punishment for the serpent?
- What was the punishment for Adam and Eve?
- Why could Adam and Eve no longer live in the garden?

Say:

The serpent was able to get Adam and Eve to focus on the one tree in the garden that they could not touch. They were allowed to eat from all the other wonderful, fruit-filled trees in the garden, but they were persuaded it wasn't good enough for them. They forgot everything God had already given them and focused instead on the one thing they could not have.

Ask:

- In what ways do we behave a bit like Adam and Eve?
- Have you ever wanted something that you couldn't have? What did it feel like?
- Who said you couldn't have it and what was their reason?

Say:

We can sometimes find it difficult when we are told we can't have something or are told not to do something. Often the person saying no to us wants what is best for us and is putting boundaries in place.

Display the 'Fruit of the Spirit - Self-control' sign

Say:

Our fruit of the Spirit today is self-control.

Adam and Eve were given a choice. They could trust God and follow his instructions, or they could choose their own way. Sadly they chose to ignore God's guidance. When we ask for his help, the Holy Spirit helps us to show self-control and make wise choices.

Action it

In today's Bible story, Adam and Eve were given a beautiful garden to care for, but they chose to eat fruit from the one tree God had told them to leave alone. This craft will help the children remember the story and think about the choices they make each day.

The following clip explains how to make today's apple craft.

Watch:

How To Make An Apple Craft for Kids! By Learning Through Activities (0.20)

Give each child the materials they need to create the apple craft. They will need lollipop sticks, paper, glue, a red or green circle of paper, scissors and a black marker pen.

Invite the children to decorate the apple pieces before assembling the craft, and to write 'Trust God with every choice'.

Once decorated, glue the apple halves on to the core so that it looks like a bitten apple.

Say:

Adam and Eve had to choose whether they would trust God or follow their own way. We face choices every day too. With God's help we can learn to trust him and choose what is right.



Pray it

Say:

God created people to live close to him and to care for the world he had made. Our world today can feel very different from that beautiful garden God first created.

Ask:

How can we live in a way that cares for God's creation and shows that we trust him?

Invite the children to sit quietly for a moment. They may close their eyes if they would like to.

Say:

Take a moment to think about one choice you could make this week that would help care for God's world.

Pray:

Dear God,
thank you for the world you created.
Help us to trust you with every choice we make.
Teach us to care for your creation and to live in a way that pleases you.
Amen.



Explore it

Remember to send home the 'Explore it Ideas' for children and families.



Adam and Eve

Here are some ideas for you to explore at home.



Bible verses:

Genesis 2:7-9,15-23;
3:1-6,21-23



Aim:

To explore the story of the first people



Today's fruit:

Self-control



Choose

In this week's *Explore it* session you thought about one choice you could make that would help care for God's world. Try to follow through with that choice during the week. You might choose to recycle something, save water, pick up litter, or take care of plants and animals.



Play

Create your own game of charades to play with the people at home. Choose a theme for your clues and see if anyone can guess what it is.



Memory verse

'God looked at everything he had made, and it was very good.'

(Genesis 1:31a ICB)



Song for the week

Watch:

'If I were a butterfly' (Lyrics and music) by Unreached Corners
[youtube.com/watch?v=L-nb5CR1uec](https://www.youtube.com/watch?v=L-nb5CR1uec)

**LIVING
OUT FAITH**

Secret Thoughts



Bible verses:

Genesis 4:1-12



Aim:

To explore how big feelings like anger and jealousy can impact us and God's creation.



Today's fruit:

Patience



In today's session we explore the story of Cain and Abel and discover how jealousy led Cain to make a tragic choice.

Have you ever heard of 'the green-eyed monster'? It is a way of describing the feelings of jealousy and envy that can grow in our hearts when someone else has something we want. As we reflect on the story, we will think about how their own feelings can affect the way they treat others and remember that every person is a special part of God's creation.

Each child will need:

- Pens/pencils and paper
- 'Explore it Ideas' handout

You will need:

- The 'Fruit of the Spirit - Patience' sign - download from **Salvationist**
- Paper plates
- Craft materials for decorating monsters (for example coloured paper, markers, googly eyes, pipe cleaners or paint)
- Glue or sticky tape



Start it

Show the children the clip from Toy Story. They will need to watch carefully to answer the questions when the clip has finished. Please ensure you have obtained the relevant licences or permissions before sharing videos with your group.

Watch:

Toy Story Woody is jealous of Buzz (1:46)

You can either read out the questions and discuss, or you could stick individual questions around the room to get the children moving. The first child or partnership to come back with all the correct answers could get a prize.

1. What colour is Buzz Lightyear's laser beam? **Red**
2. Who shakes hands with Buzz Lightyear? **Rex**
3. What is the colour of the large clock on the wall? **Blue**
4. When Buzz presses his button, what does it say? **Buzz Lightyear to the rescue!**
5. How does Woody make a noise? **He has to pull a string**
6. How does Mr Potato Head describe the noise Woody makes? **Like a car ran over it**
7. Who is Buzz's archenemy? **The Evil Emperor Zurg**
8. Bo Peep says that Buzz has more gadgets than a what? **Swiss army knife**

Ask:

- How did Woody feel about Buzz?

Say:

Woody was jealous of Buzz because he was so popular with all the other toys. Our session today is about what happens when jealousy takes over our thoughts and how we can handle those feelings with God's help.



Sing it

Say:

In today's story, Cain becomes angry and jealous of his brother Abel. Sometimes we feel big emotions like that too.

The 'Fruit of the Spirit - Patience' sign - download from **Salvationist**

Say:

Our fruit of the Spirit today is patience. Patience helps us to pause and work through difficult feelings instead of letting them control our choices. Our song for today reminds us of the importance of patience.

Watch:

'The Patience Song' (Cheeky Pandas) by Cheeky Pandas TV (3:15)

Share it

Ask:

- Have you ever heard of ‘the green-eyed monster’? If so, how does this monster feel?

Say:

We often describe someone as having a visit from the green-eyed monster when they are jealous of someone else. Of course, the green-eyed monster isn’t real, but it gives us a useful way to imagine what our jealousy looks like.

Ask:

- Do you ever get jealous of other people? If so, what does it tend to be about?
- Why do you think we get jealous of others?

Say:

Often, when we have an attack of the green-eyed monster, it’s because we want something that someone else has, or we don’t like them having more than us. Jealousy can be a difficult feeling to deal with, and if we are not careful it can lead us to make poor choices, like the Bible character we are learning about today.

Ask:

- What two characters did we learn about in last week’s *Explore it* session?

Say:

Adam and Eve went on to have children. Their first son was called Cain, and later they had another son called Abel.

Read:

Later, Cain brought a gift to God. He brought some food from the ground. Abel brought the best parts of his best sheep. The Lord accepted Abel and his gift. But God did not accept Cain and his gift. Cain became very angry and looked unhappy.

The Lord asked Cain, ‘Why are you angry? Why do you look so unhappy? If you do good, I will accept you. But if you do not do good, sin is ready to attack you. Sin wants you. But you must rule over it.’

(Genesis 4:3–7 ICB)

Ask:

- What did Cain and Abel bring to God as an offering?
- Which one was a greater gift to bring?

Say:

Abel brought the best parts of one of his sheep as a gift to God. Cain brought a gift, but it wasn’t the best he could give.

Ask:

- How did Cain react when God rejected his offering?
- What green-eyed monster thoughts do you think Cain started to have?
- What do you think Cain did next?

Read:

Cain said to his brother Abel, 'Let's go out into the field.' So Cain and Abel went into the field. Then Cain attacked his brother Abel and killed him.

Later, the Lord said to Cain, 'Where is your brother Abel?'

Cain answered, 'I don't know. Is it my job to take care of my brother?'

Then the Lord said, 'What have you done? Your brother's blood is on the ground. That blood is like a voice that tells me what happened. And now you will be cursed in your work with the ground. It is the same ground where your brother's blood fell. Your hands killed him. You will work the ground. But it will not grow good crops for you any more. You will wander around on the earth.'

(Genesis 4:8-12 ICB)

Say:

The story of Cain and Abel is upsetting because Cain let jealousy take over his emotions. This led to Cain making a tragic choice. Abel was not just Cain's brother. He was also part of God's beautiful creation, someone God loved.

Ask:

- How did Cain react when God asked him where Abel was?

Say:

Cain was given an opportunity to be honest with God about his sin, but instead he denied knowing where Abel was. God was trying to teach Cain a valuable lesson about his sin, but he didn't want to listen.

Watch the clip that recaps the story.

Watch:

Cain and Abel's Offering by Saddleback Kids (1:31)

Ask:

- In the clip, we see Cain kicking over the food basket when he doesn't get his own way. Can you relate to how Cain is feeling at that point? Explain why.
- Why is it a big mistake to make a choice when we are feeling angry, upset or jealous?
- What choice could Cain have made instead?

Say:

Sometimes we feel angry or jealous like Cain did, but with God's help we can pause, talk to him about our feelings and choose a better way.

Action it

Say:

In today's story, Cain allowed jealousy to grow until it controlled his actions. Instead of talking to God about how he was feeling, he let those feelings take over.

Sometimes we can feel jealous too. We might feel upset when someone else has something we want or when they seem to be doing better than us.

Today we are going to make our own green-eyed monster to remind us that jealousy does not have to control our thoughts or our choices.

The children will need paper plates and a range of craft materials to make their green-eyed monsters. Examples of ways to make paper plate monsters are shown in the link below from Super Simple:

<https://supersimple.com/article/monster-paper-plate-craft/>

Invite the children to decorate their monsters using craft materials such as coloured paper, markers, googly eyes, pipe cleaners or paint. Encourage them to be creative and give their monster a funny or unusual expression. Give the children an opportunity to share their finished green-eyed monster with the group.

Say:

This monster reminds us that jealousy is a feeling we may all experience sometimes. When those feelings appear, we can pause, talk to God about how we feel, and ask him to help us make loving choices.

Every person is part of God's creation, so with God's help we can learn to be patient with our feelings and treat others with kindness instead of letting jealousy take over.

Pray it

Say:

Our memory verse this month reminds us that when God looked at everything he had made, he said that it was very good. That includes the world around us and the people in it.

In today's story, Cain forgot that his brother was part of God's good creation. Instead of talking to God about his feelings, he let jealousy take over.

Let's share our memory verse together.

Memory Verse:

'God looked at everything he had made, and it was very good.'

(Genesis 1:31a *ICB*)

Invite the children to sit quietly for a moment. They may close their eyes if they would like to.

Say:

Take a moment to think about a time when you have felt jealous or upset with someone. You might want to quietly ask God to help you deal with those feelings in a better way.

Pray:

Dear God,
thank you for the beautiful world you created.
Thank you for the people you placed in it.
Help us to remember that every person is part of your good creation.
When we feel angry or jealous, help us to talk to you and make wise and loving choices.
Amen.

Explore it

Remember to send home the 'Explore it Ideas' for children and families.



Explore it is produced by the Children and Youth Department in collaboration with Kay Moorby (soulwithaview)

Secret Thoughts

Here are some ideas for you to explore at home.



Bible verses:
Genesis 4:1-12



Aim:
To explore how big feelings like anger and jealousy can impact us and God's creation.



Today's fruit:
Patience



Discover

Take your green-eyed monster home and put it somewhere you will see it this week. If you start to feel jealous, let it remind you to pause and talk to God about how you feel.

Watch the clip with someone at home that explains what jealousy is and how the Bible helps us deal with it. After watching, talk about the good things God has given you and write a list together of the things you are thankful for.

Watch:

What is Jealousy: A Kid-Friendly Bible Lesson! By Kids Bible Avenue (2:34)
youtube.com/watch?v=kBtwCIjTE10



Memory verse

'God looked at everything he had made, and it was very good.'

(Genesis 1:31a ICB)



Song for the week

Watch:

'The Patience Song' (Cheeky Pandas) by Cheeky Pandas TV (3:15)
youtube.com/watch?v=SbVhb5jZfn4



Kids Alive! Online – salvationarmy.org.uk/kidsalive

Kids Alive! The UK's only weekly Christian comic – is filled with jokes, competitions, Bible-based cartoons and much more.. .and is now available to read online!

Creation Unpacked



Bible verses:

Genesis 1 to 2:3



Aim:

To remember the creation story and consider how it impacts our choices



Today's fruit:

Love



In this session we revisit the creation story and reflect on what it means for the way we live today.

As we read part of the Genesis account, we are reminded that people are created in God's image and given the responsibility of caring for the Earth and the living things in it. We are encouraged to think about how love can shape the way we treat both the world around us and the people who share it.

Each child will need:

- Pens/pencils and paper
- 'Creation Prayer Hand' handout
- 'Explore it Ideas' handout

You will need:

- The 'Fruit of the Spirit - Love' sign - download from **Salvationist**



Start it

Explain that you are going to read out a series of statements about the Bible stories the group has explored over the past few weeks. If the children think the statement is right, they should stand up. If they think it is wrong, they should stay sitting down. If standing and sitting would be difficult for any children, they can put their thumbs up if the statement is right and thumbs down if it is wrong. After each statement, reveal the answer and briefly remind the group which Bible story it connects to.

Explore it Recap

1. God said that everything he created was very good. **Right**
2. God created the Sun, Moon and stars on the seventh day. **Wrong** – They were created on the fourth day. God rested on the seventh day.
3. God created plants and trees before he created animals. **Right**
4. Adam and Eve lived in a beautiful garden called Eden. **Right**
5. God told Adam and Eve they could eat from every tree in the garden. **Wrong** – They were told not to eat from the tree of the knowledge of good and evil.
6. The serpent encouraged Eve to trust God's instructions. **Wrong** – The serpent encouraged Eve to ignore what God had said.
7. Cain and Abel both brought gifts to God. **Right**
8. Cain became jealous and angry with his brother Abel. **Right**
9. God warned Cain that he needed to stop sin from taking control of his actions. **Right**
10. Cain chose to listen to God and make a better choice. **Wrong** – Cain ignored God and made a very sad choice.

Sing it

Say:

Over the past few weeks we have been exploring the story of creation and thinking about the amazing world God made. Our memory verse reminds us that, from the mountains and oceans to plants, animals and people, every part of creation matters to God. Let's share it together.

Memory Verse:

'God looked at everything he had made, and it was very good.'

(Genesis 1:31a *ICB*)

Say:

As we sing our song for today, listen for some of the ways we can care for the world God created.

Watch:

'One Planet' from The Salvation Army Right Tracks



Share it

Say:

In our first *Explore it* session, we learned all about the creation story found in the book of Genesis. Today we are going to read a short part of that story again and think about what it tells us about how we should treat the world around us.

Read:

Then God said, ‘Let us make human beings in our image and likeness. And let them rule over the fish in the sea and the birds in the sky. Let them rule over the tame animals, over all the earth and over all the small crawling animals on the earth.’

So God created human beings in his image. In the image of God he created them. He created them male and female. God blessed them and said, ‘Have many children and grow in number. Fill the earth and be its master. Rule over the fish in the sea and over the birds in the sky. Rule over every living thing that moves on the earth.’

God said, ‘Look, I have given you all the plants that have grain for seeds. And I have given you all the trees whose fruits have seeds in them. They will be food for you. I have given all the green plants to all the animals to eat. They will be food for every wild animal, every bird of the air and every small crawling animal.’ And it happened. God looked at everything he had made, and it was very good. Evening passed, and morning came. This was the sixth day.

(Genesis 1:26-31 ICB)

Say:

The Bible tells us that people are created in God’s image. That means every person is important to God and part of his good creation.

Ask:

- What do you think it means that people are created in God’s image?
- How might this change the way we treat other people?

Say:

Being made in God’s image means that people are special to God. He created us to reflect something of who he is through the way we live and treat others.

Ask:

- What special tasks did God give people to do?
- The Bible says that God told the people to ‘rule’ over the Earth. What do you think God meant? What do you think God didn’t mean?

Say:

God gave people an important job. He asked them to take care of the Earth and the living things in it. This means the way we treat the world and the people around us really matters to God.

Ask:

Why do you think caring for creation is so important to God?

Say:

Over the past few weeks, we have also learned that our choices and feelings can affect others. Adam and Eve made a choice that changed everything. Cain allowed jealousy to lead him to make a very sad decision.

Ask:

- What are some of the ways people might harm God's creation?

Display the 'Fruit of the Spirit - Love' sign

Say:

Our fruit of the Spirit for today is love.

Love is not just something we say. Love is something we show through the way we treat others and the way we care for the world around us. God loves his creation, and he asks us to care for it too.

Ask:

- What are some of the ways we can show love for the world God created?
- What are some of the ways we can show love to the people who are part of God's creation?

Say:

When we look after the world around us and treat people with kindness and respect, we are showing love for what God has made.

Action it

Say:

Today we are going to think about some simple ways children can care for God's creation in everyday life.

Give each child a piece of paper and some colouring pencils or felt-tips. Ask them to divide the paper into four sections and draw or write one idea in each box showing a way they can care for God's world.

You may want to give a few examples to help them get started.

Examples might include:

- Putting rubbish in the bin
- Saving water when brushing teeth
- Planting flowers or caring for plants
- Picking up litter in a park
- Recycling paper or plastic
- Turning off lights when leaving a room
- Being kind to animals
- Walking or cycling instead of using a car

When everyone has finished, ask the children to share some of their ideas.

Say:

These are all simple ways we can care for the world God created. When we choose to look after the Earth and the living things in it, we are showing love for God's creation.



Pray it

Leader's notes:

Give each child a copy of the 'Creation Prayer Hand' handout. Explain that each finger will help us pray for a different part of God's creation.

Ask the children to hold out one hand in front of them. As you move through each finger, invite them to think quietly or say a short prayer.

Thumb - People Close to Us

Our thumbs remind us of the people closest to us. Let's thank God for the people we love and remember that every person is part of God's creation.

Index Finger - Animals

God created many wonderful animals that live on the Earth, in the sea and in the sky. Let's thank God for animals and pray that people will care for them well.

Middle Finger - The Earth

God created the land, oceans, forests and rivers. Let's thank him for the beauty of the world and pray that people will protect it.

Ring Finger - Special Places

Think about a place in nature that you enjoy, perhaps a park, beach, woodland or garden. Thank God for that place and ask him to help people look after it.

Little Finger - Our Actions

Our smallest finger reminds us that even small actions can make a difference. Think of one simple way you can care for God's creation this week.

Encourage the children to take their Creation Prayer Hand home and use it during their prayer time this week as a reminder to pray for God's world and the people in it.



Explore it

Remember to send home the 'Explore it Ideas' for children and families.



Creation Unpacked

Here are some ideas for you to explore at home.



Bible verses:
Genesis 1 to 2:3



Aim:
To remember the creation story and consider how it impacts our choices



Today's fruit:
Love



Pray

Use your Creation Prayer Hand this week to help you pray for God's world. As you look at each finger, remember to thank God for his creation and ask him to help you care for it.



Share

Take your creation care ideas home and share them with someone in your family. Talk about why caring for God's creation matters and choose one thing you can do together this week.



Memory verse

'God looked at everything he had made, and it was very good.'

(Genesis 1:31a /CB)



Song for the week

Watch:

'One Planet' from The Salvation Army Right Tracks

www.salvationist.org.uk/resources/community-engagement/right-tracks/one-planet



Kids Alive! Online – salvationarmy.org.uk/kidsalive

Kids Alive! The UK's only weekly Christian comic – is filled with jokes, competitions, Bible-based cartoons and much more.. .and is now available to read online!

