

The Creation Story



Bible verses:
Genesis 1 to 2:3



Aim:
To take time to consider
God's amazing creation



Today's fruit:
Joy



Memory verse

'God looked at everything he had made,
and it was very good.'

(Genesis 1:31a *ICB*)



Start it

Split the room into two areas: 'yes' and 'no'. Explain that you are going to say a sentence, and they have to choose whether they think the answer is 'yes' or 'no' and go to that side of the room.

1. Pigs can fly. **(No)**
2. A caterpillar turns into a butterfly. **(Yes)**
3. Cows lay eggs. **(No)**
4. The Sun is a star. **(Yes)**
5. The Moon shines at night. **(Yes - but only as a reflection)**
6. Humans can breathe underwater. **(No)**
7. An apple is a fruit. **(Yes)**
8. Ice is hot. **(No)**



Share it

Watch:

Bible Stories for Toddlers Creation by
Saddleback Kids (1:37)

(Alternatively, if you are Godly Play trained,
the creation story would work well here.)

Ask:

What did God make? What happened on day
number seven? Is there a day you liked best?
Why?



Sing it

Watch:

**'Creator God' (Official Lyric Video, Nick &
Becky Drake)** by Worship For Everyone
(3:28)

Action it

Games and activities to reinforce the Bible passage:

- **Make:** Set up a 'Creation Station' – provide different craft materials for the group to make their own unique creation.
 - **Play:** Have some creative toys available such as building bricks for the group to get creative. They might like to try and recreate part of the Bible passage.
- **Pray:** Use this video to help you think about God's creation: '**All Things Bright and Beautiful**' (**Song and Lyrics**) by The Good and the Beautiful (2:38)
At the end thank God for every part of his creation.
 - **Try:** Looking or going outside (with permission); make paper telescopes and observe creation. Share what different parts of God's creation you can see through your telescopes!

Adam and Eve


Bible verses:

Genesis 2:7-9,15-23;
3:1-6,21-23


Aim:

To explore the story
of the first people


Today's fruit:

Self-control



Memory verse

**'God looked at everything he had made,
and it was very good.'**

(Genesis 1:31a *ICB*)



Sing it

Watch:

'Creator God' (Official Lyric Video, Nick & Becky Drake) by Worship For Everyone (3:28)



Start it

Use the 'Printable People Shape' handout to create your people! Everyone will need a person and pencil. Start by drawing the head of the person. Once finished, fold along the dotted line and pass it on. The next person draws the next part of the body. When you finish the last section, pass it on once more, unfold the picture and share with the group.

Today we'll explore the story that tells us about the first people.



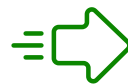
Share it

Watch:

Adam and Eve Sin by Saddleback Kids (3:24)

Ask:

What were the names of the two people?
What did God tell them about the special tree? What happened when they heard God walking in the garden?

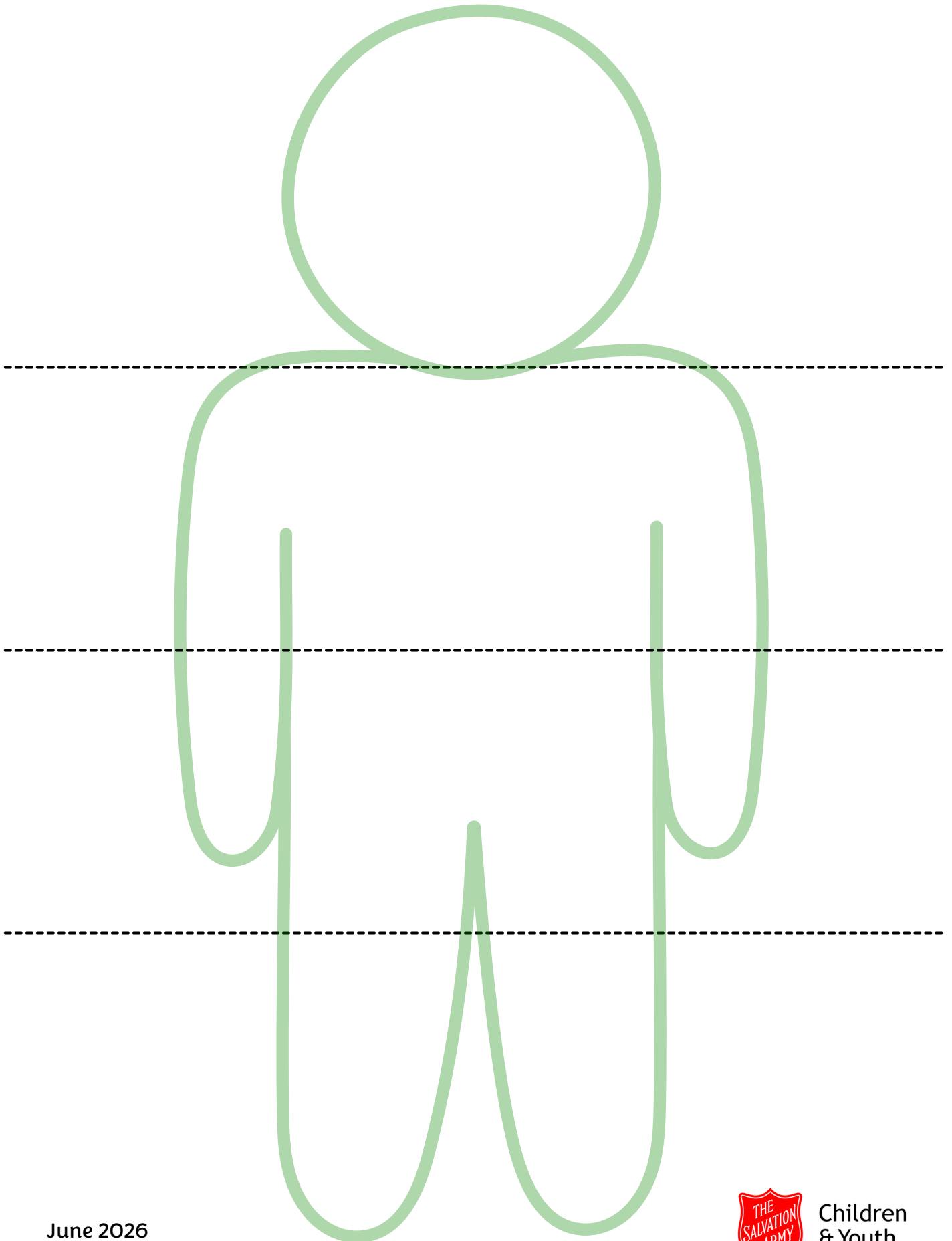


Action it

Games and activities to reinforce the Bible passage:

- **Make:** Plant some seeds or make cress heads: instructions from **RHS.org** (please be aware of allergies)
- **Play:** If you have outside space, take some time to play in nature! If not, collect some cleaned and safe items which the children can play with, such as stones, twigs, pine cones etc.
- **Pray:** Look at your hands (or the hand of someone else). Look at the very tiny lines and shapes on your fingertips. No one in the world has the same fingerprints. God has made everyone totally unique! Thank God together for his amazing creation.
- **Try:** Check out together National Geographics Kids ***How to save the planet guide*** and find games and activities to help children engage with taking care of the Earth.

Explore it **Light**



Secret Thoughts



Bible verses:
Genesis 4:1-12



Aim:
To explore how big feelings like anger and jealousy can impact us and God's creation.



Today's fruit:
Patience



Memory verse

'God looked at everything he had made, and it was very good.'

(Genesis 1:31a ICB)



Start it

Form a circle and say that you are going to be thinking about feelings and emotions today. Ask the children to show you with their faces and bodies what someone might look like if they were: angry/happy/excited/sad/confused etc. Then give some different scenarios and they can show you the feeling, eg 'Show me how you would feel if you got lost at the shops.'



Share it

Watch:
Cain and Abel (Stories of the Bible) by Saddleback Kids (1:20)

Say:
God told Cain not to let his angry feelings take him over. God wanted Cain to be careful with his feelings. In the next part of the


story, Cain is not careful with his feelings, and his anger causes him to hurt his brother.

Ask:
Why do you think God wanted Cain to be careful with his angry feelings? What could Cain have done to help him calm down and not feel so angry with his brother?



Sing it

Watch:
'Creator God' (Official Lyric Video, Nick & Becky Drake) by Worship For Everyone (3:28)



Action it

Games and activities to reinforce the Bible passage:

- **Make:** Using paper and red washable paint, make heart shapes by printing two fingerprints in a V shape. Remember that God loves all his creation.
- **Play:** Have some calming items available such as fidget toys / water / sand etc
- **Pray:** Finger breathing: Hold your hand up and use the index finger from your other

hand to trace around your fingers. As you go up, imagine breathing in God's peace. As your finger traces downwards, breathe out any negative feelings. Explain that this kind of prayer can be used any time they start to feel upset or angry or need to feel calm.

- **Try:** If you'd like to think more about feelings with your group, the book *The Colour Monster* by Anna Llenas is a great way to help young children think and talk about emotions.

Creation Unpacked



Bible verses:
Genesis 1 to 2:3



Aim:
To remember the creation story and consider how it impacts our choices



Today's fruit:
Love



Memory verse

'God looked at everything he had made, and it was very good.'

(Genesis 1:31a *ICB*)



Sing it

Watch:

'Creator God' (Official Lyric Video, Nick & Becky Drake) by Worship For Everyone (3:28)



Start it

Memory game. Have objects or pictures (template available) and ask the children to work together to put the seven days of creation in the right order! You could print two copies of the cards, and use it as a different memory game, by turning them all over and trying to get matching pairs.



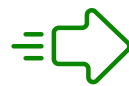
Share it

Watch:

Creation (Genesis 1-2) by Saddleback Kids (3:47)

Ask:

Which part of the creation story do you think is the most important? Do you have a favourite part? Why? What is one thing you can do to look after creation?








Action it

Games and activities to reinforce the Bible passage:

- **Make:** Posters (see 'Care for Creation' handouts) to put up around your building to remind people how to care for creation.
- **Play:** Go through the seven days of creation together and ask the group to show you with their bodies (act out) what happened on each day. You can prompt extra fun moments by asking for specific animals, birds, creations to be acted out.
- **Pray:** Ask the group what things we do that could have an impact on the world, eg not dropping our rubbish on the ground outside. Talk together about choices. Ask God to help us make the right choices which will help take care of the world.
- **Try:** Visit the **Salvationist website** for some great creative ideas to do with your group.

Explore it **Light**

**The Seven
Days of
Creation**



z z z Z

 Explore it **Light**

LET'S ALL CARE FOR CREATION

June 2026



Children
& Youth

 **Explore it** Light

LET'S ALL CARE FOR CREATION






June 2026



Children
& Youth

Explore it **Light**



LET'S ALL CARE FOR CREATION

