


Early Years

The Salvation Army and The First World War



Lesson Objectives

- To learn how The Salvation Army helped people during the First World War.
- To think about how we can make sad people feel better

Resources

PowerPoint presentation

Resource sheets 1A, 1B and 1C

Optional resource sheets 1D, 1E, 1F, 1G or 1H.

An instrument, a doughnut, a Bible.

Four headbands made with strips of cardboard - each with a different character on them from Resource Sheet 1B.

You may also wish for a piece of doughnut to give each child at the end - if the teacher agrees.

Introduction

Introduce yourself and explain that you are a part of The Salvation Army. *What am I wearing that gives you a clue that I am a member of The Salvation Army?* Tell the children that The Salvation Army is a Christian church and a charity. It is an army that fights without weapons because it fights to show God's love by helping others.

Explain the purpose of your visit - to tell the children how The Salvation Army helped soldiers during WW1. WW1 was a big war and lots of men went to become soldiers. It was a long time ago. *It happened before you were born, before... your parents, teacher, me, was born, or even the Queen.*

Ask the class how they are feeling today: happy, excited, sleepy... Explain that you are going to start the lesson with a song to make us all feel a bit happier. Sing a couple of verses, with actions, of *'If you're happy and you know it, clap your hands'*. Point to note - slow the speed of the song for younger children.

Introduce the learning objectives to the class.

Main Activity

Explain the purpose of your visit - to tell the children how The Salvation Army helped soldiers during WW1. WW1 was a big war and lots of men went to become soldiers. *It was a long time ago. It happened before you were born, before... your parents, teacher, me, was born, or even the Queen.*

Ask for a volunteer to wear the 'soldier' headband. The soldiers were away from home; they were living in a terrible place that was very muddy; they were doing things they did not like. *How do you think they felt?* Use Resource Sheet 1A or slide 5. Many soldiers did not feel happy during the war. Being at war made them feel sad. What gesture can we use to show we are sad? Sing a verse of *'If you're sad and you know it...'* Remember to change the third line to *'and you really want to change it'*.


When we are sad, what can we do to feel better? What can we do to help others feel better? Discuss with class.



Schools and
Colleges
Unit

Early Years

The Salvation Army and The First World War



Explain that The Salvation Army went with the soldiers to try and make them feel better.

Ask for three volunteers to wear the other headbands. For each character, show the class the character and introduce each prop and a mime for each prop: rubbing tummy and saying 'Yum yum!'; hands on either side of the mouth and saying 'La la'; clasping hands together as if praying and wiggle hands twice.

All four characters and the class are going to help you tell a story. While telling the story, encourage pupils to engage with the story by singing, adding gestures and guessing any words. Encourage the characters to act out the story as you tell it. Use Resource Sheet 1C to support language.

This is the story of a soldier called Tom. Tom left his family and his friends and went to war. He was a soldier.

Tom went to a soldiers' camp. He was sad. Then he met a lady from The Salvation Army. She worked in a hut in the camp. *Introduce the doughnut lassie with the doughnut.* 'Hello,' said Tom. 'I'm feeling sad. Can you help me?'

'I know!' said the lady. 'I've made something hot and sweet for you to eat. It'll help you feel better. It's a... doughnut!' Sing *'If you're sad and you know it, have a doughnut!'*

And Tom began to feel bit better.

Tom went to a camp near the fighting. He was sad. Then he met a man from The Salvation Army. He drove the ambulances. *Introduce the ambulance man and the instrument.* 'Hello,' said Tom. 'I'm feeling sad. Can you help me?'

'I know!' said the ambulance man. 'I've got something fun and loud for you to do. It'll help you feel better. It's a... song!' Sing *'If you're sad and you know it, sing a song!'*

And Tom began to feel bit better.

Tom went to where the fighting was. He was sad. Then he met a man from The Salvation Army. He was called a chaplain and he talked to the soldiers about God's love. *Introduce the chaplain with the Bible.* 'Hello,' said Tom. 'I'm feeling sad. Can you help me?'

'I know!' said the man. 'When I feel sad I read the Bible and learn about Jesus. We can do that together. Let's... pray!' Sing *'If you're sad and you know it, come and pray!'* Please check with the teacher to see if - 'come and pray' is suitable. If not, adapt the script to be *'come talk to me'*.

And Tom began to feel bit better.

When Tom went home from war, he met all his family and all his friends. He told them that at times he had been very sad but he had met some people who had helped him feel better.


Can you remember how The Salvation Army helped cheer up Tom?



Schools and
Colleges
Unit

Early Years

The Salvation Army and The First World War



Follow-up Activities

Choose from the selection below - depending on time and ability.

Lead a sensory story session

For small groups of very young children. See webpage for more details.

Making others happy

Use Resource Sheet 1C. Draw or write what pupils can do to help others feel better.

Matching pairs

Use Resource Sheet 1D. Match the character to the object.

How do I help?

Use Resource Sheet 1E. Choose a character sheet and draw or write how they helped soldiers.

Colouring in

Use Resource Sheet 1F. Choose a character and colour them in.

Matching uniforms

Use Resource Sheet 1G. Put the cards together to make a new character. Top, middle and bottom.

You may also wish to add to the classroom environment - please consult with the teacher in advance.

Dressing- up corner

Add some old Salvation Army uniforms to the dressing-up corner.

Music corner

Add some Salvation Army instruments to the music corner.

Home corner

Re-enact the story by putting some of the props and headbands in the home corner. Add some play food, an apron, a Salvation Army cap.

Painting/Drawing corner

Paint/draw something that makes you smile.

Puppets

Use Resource Sheets 1B. Make stick puppets out of the characters.

Plenary

Show the class the headbands and the props again. Ask the class the following questions - *I wonder which one you would enjoy? I wonder which was the most important? I wonder which one Tom could have done without? I wonder what you could do to help others that are feeling sad?*

Finish on a song: 'If you're....' Adapt the song. Ask the pupils for possible endings or repeat favourite verses.



Schools and
Colleges
Unit