

cell outlines
EASTER ZOOM

SPECIAL ONLINE EDITION

These Cell Outlines are written by Youth and Children's Ministries. They are available every month from our web site. For more information and other Cell resources, visit [salvationarmy.org.uk/children-and-youth-resources](https://www.salvationarmy.org.uk/children-and-youth-resources)



EASTER ZOOM CELL NOTES





In these days of physical distancing, we remain committed to connecting with and discipling young people. One way in which we can do that is to use technology and so we have adapted our cell notes for a digital context. We suggest you use 'Zoom' as a platform to connect with your cell group members and keep the routine of your weekly meetings as much as possible at this time.

You can find detailed instructions on using Zoom with a small group, as well as a 'rehearsal' Zoom cell group session just for fun, here: www.dropbox.com/sh/yz93leu4070v4nr/AACQI-10ljgqtHhkLNJjxlka?dl=0.

For April we have adapted some cell notes around the theme of Easter. You can find the normal April cell notes on the website here: www.salvationarmy.org.uk/resources-youth-ministry

This month aims to refocus us on the real, mind-blowingly amazing events of Easter. Despite what is going on around us (or perhaps in the midst of it) Jesus' death and resurrection can bring us hope, peace, purpose and inspiration. With all the stress, anxiety, frustration and confusion we may feel at this time, let's make sure we remember and mark the joy of Easter and give thanks to Jesus for all he has done, and continues to do, for us.

At the start of the month it would be good to contact your group with the following:

- * Meeting times / ID & passwords
- * Scriptures you will be using throughout the month:
 -  John 3:16-17
 -  John 20:1-23
 -  Colossians 1:20
 -  Mark 16:15
- * The YouTube video 'Resurrection Day' song
- * Ask each person to bring a Bible, pen and paper to the meetings
- * Suggest they read the biblical account of Easter: Mark 14:32 to 16:20 or Luke 22:39 to 24:53
- * Many Christians around the country/world are lighting candles as a symbol of hope at this time, you could suggest group members each light a candle at the start of each meeting.

SESSION ONE

WELCOME

- * Ask the group members to go around their house and collect six items that start with the letters E.A.S.T.E.R (one item for each letter). The first person back with all six items wins! (Set a strict time limit for this).

WORD

- * Share your screen and type the word 'Easter' into an internet image search and see how far you have to scroll before you find an image of the real events of Easter in amongst the bunnies, eggs, chocolates and spring flowers.
- ▶ Watch the video 'Death and Resurrection' together from The Bible Society (4.55 mins) – youtu.be/rdRsvNW5lJ4 or www.biblesociety.org.uk/explore-the-bible/study-the-bible/gnb-youth-edition/videos/death-and-resurrection
- * Tell the group that it is so easy for us to forget what Easter is about when all we see around us are images of bunnies, eggs, chocolates and spring flowers. It's so important that we remember and focus on the real, mind-blowingly amazing events of Easter.
- * Share a whiteboard and ask each person to draw/write on it what Easter means to them. Discuss together.
NB. If you don't feel that your group know about Jesus' death and resurrection, you may need to include something here (or for their further study) such as reading the story from a children's Bible story book or watching a video suitable to the age of your group.

ACTION

- * Ask group members to set up something in their house/bedroom to remind them what Easter is really about, or to reflect on one of the words they wrote on the whiteboard. Take a photo and have it ready to share with the group next time you get together.
- * Think of one way you can put into practice the real meaning of Easter this week –perhaps one of the things that you wrote on the whiteboard.

PRAYER

- * Split the group into pairs using 'breakout rooms'.
Ask each person to share with their partner one thing that they would like prayer for over the coming week and encourage their partner to make a commitment to pray for them. Ask them to message each other during the week to encourage each other.
- * Gather the group back together and finish with a prayer and a blessing for them and their families.

SESSION TWO

WELCOME

- * Fill a large jar with chocolate mini eggs (or another kind of sweet). Hold it up to your camera and slowly turn it. As group members join the meeting, explain that they can try to guess the correct number of the eggs in the jar. The person with the closest number will get the jar as the prize. You could ask them to write their guess on a piece of paper and all hold it up at the same time. Tell the winner they will have the entire jar, as soon as you can get it to them.
- * Split into pairs using the 'breakout rooms'. Ask each pair to brainstorm two lists: the best thing about the schools being shut and the worst thing about the schools being shut. One of the pair can write down their thoughts for the worst, and the other can write their thoughts on the best. Gather the group back together and ask the pairs to share what they have written. Share any of your own thoughts with the group to help them during the current time.

WORD

- * Ask group members to share the photo of what they have set up in their house, and what practical actions they have done, to focus on the real events of Easter.
- * Display the following Scripture on a whiteboard for all to see.

This is how much God loved the world: He gave his Son, his one and only Son. And this is why: so that no one need be destroyed; by believing in him, anyone can have a whole and lasting life. God didn't go to all the trouble of sending his Son merely to point an accusing finger, telling the world how bad it was. He came to help, to put the world right again

John 3:16-17 MSG

Read it aloud together.

Ask each person to underline or highlight the part of this Scripture that stands out to them, and then share why they chose that part.

ACTION

- * Challenge the group to memorise part or all of this Scripture by the next time you meet and to use it in their own times of prayer in the coming week. This could be simply repeating a short phrase over and over by way of meditation. (If necessary, explain to the group how to memorise Scripture).
- * Ask group members to do an internet image search for John 3:16-17 after your meeting. Ask them to scroll through the images and pick one that inspires them and perhaps shows something of the real meaning of Easter. Ask them to download or screenshot the image and set it as their home screen / lock screen / profile picture for the coming week.

PRAYER

- * Create a document of pictures of Jesus' crucifixion and resurrection. Share the document with the group and allow a couple of minutes in quiet for each person to reflect on the pictures. Each person can either pray quietly by themselves or you could pray aloud together as a group.
- * If you have time, put the group back into their pairs and ask them to share with each other one thing they would like prayer for this week, as you did in Session One.

SESSION THREE

WELCOME

- * Give group members 30 seconds to go and find an object in their house that makes a noise. Ask everyone to demonstrate their noisy object. The person who has the object that can make the loudest noise is the winner.
- * Ask two or three group members to share about their 'best day ever' or the biggest surprise they have experienced.

WORD

- * Read John 20:1-23. You could either ask group members to have their Bible with them or display the text on a shared screen. You could ask each person to read a few verses in turn.
- * Say: The opening mood on Easter morning is one of surprise, astonishment, fear and confusion. After the Sabbath, at dawn on Sunday morning, a group of women went to the tomb prepared with spices and perfumes to anoint Jesus' body. When they got there they found the stone rolled away and an angel who told them that Jesus had been raised from the dead. They raced to find Peter and John but none of them could comprehend what was happening. Then they began to remember... hadn't Jesus told them this would happen? For three days his body would be in the tomb and then he would rise. Can you feel the excitement mounting as they began to believe that this could actually have happened? What would be the impact on their grief, their guilt, their pain? How would they have felt and reacted when they came face to face with Jesus in the following days?
- * Share a whiteboard and have everyone add their own feelings and/or those of the disciples about the amazing, forgiving, life-giving resurrection of Jesus.

PRAYER

- * Ask everyone to speak out the memory verse or portion of it (either all together or one at a time) to focus your worship.
- * Use the song 'Resurrection Day' by Rend Collective. Encourage your group to sing along if they are confident enough. (They can always turn their mic off if they don't want anyone else to hear them). You can find a lyric video here: www.youtube.com/watch?v=9u7V-g_cJaU
You could also use your noisy objects as you sing to make an extra loud noise to say thank you to Jesus for all he has done for us.

ACTION

- * The Good News of Jesus Christ is such exciting news. This week share it with someone else. Think about some practical ways that you can be good news to others and decide how you will put that into action in the coming week.

SESSION FOUR

WELCOME

- * Find a few unusual objects from around your home, things that your group members will not be familiar with. (If you don't have any, look on the internet and print out some pictures of some bizarre objects). Ask your group members if they can guess what each of the objects is and what its purpose is.
- * This quiz has some interesting pictures – you could share it with your group if appropriate.
www.buzzfeed.com/daves4/over-40-quiz?utm_source=dynamic&fbclid=IwAR0KLC_GTct0DSPpFDhVqp6z2NskSIGDmPGOT0ImQSlvZB5J_RDiGllwP1E

WORD

(Taken from Sara and Sam Hargreaves' Reflective Journal in April 2020 Premier Youth and Children's Magazine)

- * Say: Jesus' death on the cross and resurrection from the dead means that we are forgiven of all our sins, and our relationship with God is restored. That is pretty amazing! But Jesus' dying and rising again is not just good news for you – the Bible promises that Jesus will also make new all the broken and dying parts of the world. Everything will get transformed by the cross. It says:

All the broken and dislocated pieces of the universe – people and things, animals and atoms – get properly fixed and fit together in vibrant harmonies, all because of his death, his blood that poured down from the cross.

Colossians 1:20 MSG

- * Display a whiteboard with a cross drawn in the centre. Encourage group members to use a range of colours to write around the cross things from the world they want to see fixed. This can be people, animals, nature, streets, the current coronavirus crisis and anything else they care about. Show the vibrant colours and resurrection life that flows from the cross to everything God made.

ACTION

- * Say: In Mark 16, the same chapter where Mark writes about Jesus' resurrection, we read that Jesus tells his disciples: *'Go into the world. Go everywhere and announce the Message of God's good news to one and all'* (Mark 6:15 MSG). That's what we are put on this earth to do: our purpose is to tell others the good news of the resurrection of Jesus and the difference he has made in our lives.
- * Ask each person to consider one thing they could do to bring some of Jesus' resurrection life and hope into one of the situations you have written about.

PRAYER

- * Split into pairs using the 'breakout rooms'. Ask each pair to pray together about one of the areas that is on their heart, one person or situation that they would like to take the good news and resurrection hope to.

EASTER QUIZ

WHO'S WHO OF EASTER

This an additional Easter Quiz that you could use as a little extra fun session for your group. Adapted from: www.creativebiblestudy.com/Easter-quiz.html

There are a number of ways you could facilitate this via Zoom.

- * Read out the question and award a point to the person who writes down the correct answer on a piece of paper and displays it first.
- * Read out the questions one at a time. Allow a few seconds for group members to write down their answers on a piece of paper, and then ask everyone to display their answer in the fastest time. Award a point to everyone with the correct answer.
- * Read out all the questions and have group members write down their answers. Then go back over the questions to mark the quiz. The person with the most correct answers is the winner. If you don't trust your group members to be honest about this then there is a way you could do this using the 'group chat' function, as follows:
 - ▶ Assign each group member another person that they have to message their answer to (imagine if you were sitting in a circle and you said 'pass your answers to the person on your left'). When you read out the question, group members message their assigned person their answer. When you come to mark the quiz, each group member will have a list of someone else's answers that they can mark. Therefore, no cheating involved! As before, the person with the most correct answers wins.
- * Some other way that we haven't thought of yet – but please do let us know!

However you choose to use the quiz, ask the final question to emphasise that the most important 'I AM' of Easter is Jesus!

Level 1: Easy – 1 Point Questions

- | | |
|---|--------------------|
| 1. I betrayed Jesus for 30 pieces of silver; who am I? (Matthew 26:14-15) | Judas |
| 2. Jesus rode into Jerusalem on me; who am I? (Matthew 21:7) | donkey/colt |
| 3. I denied Jesus three times before the cock crowed; who am I? (John 18:15-27) | Peter |
| 4. The people called for me to be set free instead of Jesus; who am I? (Matt 27:17) | Barabbas |
| 5. I was crucified beside Jesus; who am I? (Matthew 27:38) | thief |
| 6. I told the women at the tomb not to be afraid and that Jesus had risen; who am I? (Matthew 28:5-6) | angel |

Level 2: Harder – 3 Point Questions

- | | |
|---|----------------------------|
| 1. When Jesus was on the cross, he asked me to take care of his mother; who am I? (John 19:26) | John |
| 2. I laid Jesus in my own tomb; who am I? (Mark 15:43-44) | Joseph of Arimathea |
| 3. I was the High Priest who accused Jesus and wanted him dead; who am I? (John 11:49) | Caiaphas |
| 4. I anointed Jesus with expensive perfume; who am I? (John 12:1-8) | Mary |
| 5. They brought Jesus to me for trial, but I found no guilt in him; who am I? (John 19:4) | Pilate |
| 6. I cut off the ear of the High Priest's servant; who am I? (John 18:10) | Peter |
| 7. I went early to the tomb and saw the stone rolled away; who am I? (John 20:1) | Mary Magdalene |

Level 3: Hardest – 5 Point Questions

- | | |
|---|------------------------|
| 1. My book in the Bible prophesies that Jesus would be born in Bethlehem; who am I? (Micah 5:2) | Micah |
| 2. I was the High Priest's servant who had his ear cut off; who am I? (John 18:10) | Malchus |
| 3. I went with Joseph to bury Jesus in the tomb; who am I? (John 19:39) | Nicodemus |
| 4. I saw Jesus after his resurrection on the road to Emmaus; who am I? (Luke 24:18) | Cleopas |
| 5. I carried the cross for Jesus when he could no longer; who am I? (Luke 23:26) | Simon of Cyrene |

Final Question

Who Am I?

I paid the ultimate price, died for your sin and rose from the grave because I love you!