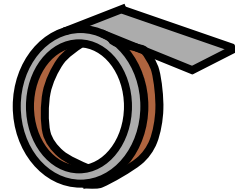




# DAY 3 MAKE A PERISCOPE

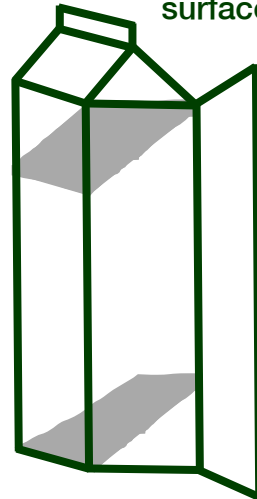
You will need: Milk Carton 2 x Pocket Mirrors Scissors Pen Sticky Tape



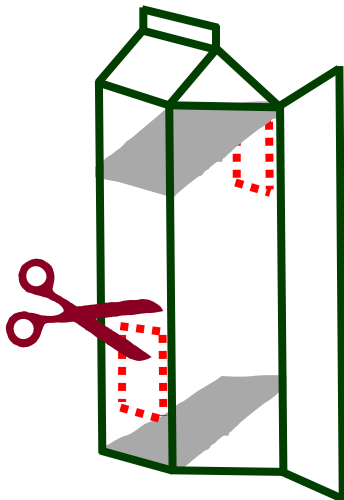
1 Cut open one side of your milk carton



2 Tape two pocket mirrors at a 45 degree angle inside the carton (reflective surface to each other).



3 Cut viewing holes at the top and bottom of the carton



4 Tape closed the open side of the carton and look through the bottom hole

