

Moses Part 1 – Moses

Over the next six weeks we will explore the life of Moses and why he is such an important part of God's story. Today's Bassline session will give us an overview of the life and experiences of Moses. We'll explore how his character changed and developed at different times in his life and use symbols from his story as our inspiration for prayer.

You will need:

- Moses Scripture cards
- Four pieces of flip-chart paper
- Felt-tips
- A4 paper
- Moses prayer handout



Leader's notes:

The game is a variation of the classic rock/paper/scissors. It is called Moses, Pharaoh and The Israelites.

Make up an action for each of the three characters: Moses, Pharaoh and The Israelites. Each character's action must feature a pose, hand motion or a noise. Teach the group the action and then practise a few times so everyone gets the hang of it.

Explain that the characters win or lose on the following basis:

- Pharaoh beats The Israelites – because he held them in slavery for many years.
- The Israelites beat Moses – because their constant moaning and grumbling wore him out.
- Moses beats Pharaoh – for obvious reasons!

Ask the group to pair up and stand facing each other. Count down '3, 2, 1, Go!' On 'Go', each person must make their chosen action: either Moses, Pharaoh or the Israelites. One person wins, the other loses, as outlined above. Each pair plays three times, and then the partners with two losses are eliminated. The remaining players find other partners. These partners then play three rounds, and one partner is eliminated. Continue until you have only one group member remaining ... the winner! (If you want to play without the elimination factor, have each person play every other person in the group and then total up the times they win.)

Bridge

Leader's notes:

Ask the young people to write down three facts about Moses and share them together.

Amplify

Say:

Over the next six weeks we will explore the story of Moses and why he is such an important part of God's story. Today's Bassline session will give us an overview of the life and experiences of Moses.

Leader's notes:

Watch and discuss the following clip. Which stories were they aware of? Which would they like to find out about? What surprised them about Moses?

Watch:

God's Story: Moses – Crossroads Kids' Club (3:53)


<https://www.youtube.com/watch?v=OeEHT6dCKbI>

Leader's notes:

For this activity, you will need to copy and cut up the 'Moses Scripture cards'. Split the group into pairs and give each pair one or two of the central stories of Moses' life. Allow each pair some time to read and discuss the Bible passage. Ask each pair to create a one-minute summary that packs in as much of the story as possible. Encourage them to create a simple picture or icon that summarises the story. After they have created their 'one-minute' summary and their picture, ask the pairs to share it with the rest of the group. Although the pairs were allocated Scripture verses randomly, it might be useful to go through the 'one-minute' summaries in chronological order so that the story makes sense.

Moses Life Events

- Hidden in the Nile (Exodus 2:1-10)
- Killing the Egyptian (Exodus 2:11-15)
- Burning bush (Exodus 3:1 to 4:17)
- Confronting Pharaoh (Exodus 5:1-4; 7:8-21)
- Parting the Red Sea (Exodus 14:5-31)
- The Ten Commandments (Exodus 20:1-21)
- Meeting God on Mount Sinai (Exodus 24:12-18; 34:29-35)
- Disobeying God by striking the rock (Numbers 20:2-12)
- Moses' death (Deuteronomy 34:1-8)



Bridge

Ask:

What event in Moses' life would you like to discover more about? What is the reason for your choice?

Sound Check

Leader's notes:

Write each of the following questions on four separate pieces of flipchart paper (one question on each piece) and spread them around the room. Ask the pairs to consider the following questions about Moses in relation to the Bible passage(s) they looked at for their 'one-minute' summary. Ask them to write down their thoughts (one-word answers and short phrases are fine) on each piece of flipchart paper. Next to their notes, they need to draw the corresponding picture/icon linked to their Bible story.

- How would you describe Moses' relationship with God?
- What personality traits / characteristics / spiritual attributes do you see Moses demonstrating in this passage?
- What did Moses do well? What did he do badly?

Take some time to review the sheets of paper and the thoughts written on them. If the group have drawn the pictures/icons, then it should be clear to see which story relates to which comment. Ask group members to elaborate on these points if they find them interesting. Note down any questions group members may have at this stage.

Bridge

Ask:

What aspect of Moses' character do you find particularly interesting? Explain your choice.

Selah

Leader's notes:

Give each member of the group a prayer handout.

Say:

For our Selah time today we're going to use aspects of Moses' story as inspiration for our time of prayer.

Leader's notes:

The handout provides an opportunity for the young people to use symbols from Moses' life to facilitate their prayer time. They can use this structure during their personal devotions over the coming weeks. Discuss each of the symbols and the associated prayer action. As the music plays, give the young people time to fill in the handout with their Moses-inspired prayers.

Burning bush: Pray that God will be with you and that you will feel his presence.

Stone tablets: Pray that God will speak clearly to you, give you guidance and teach you something new about himself.

Staff: Pray that God will do some miracles among you and through you.

Sheep: Pray that God will comfort those who need it and show you all how precious you are to him.

Manna: Pray that God will provide for each of you in your area of need.

Watch:

Bart Millard (Mercyme) – Films and Music Inspired by *The Story* 'It Must Be You' (Moses) (5:16)

<https://www.youtube.com/watch?v=nDQdzksTCaQ>

**Say:**

In a piece of music, the coda brings the different aspects of the melody, harmonies and bassline to a conclusion. It pulls together the different themes and often, but not always, brings resolution to a piece of music.

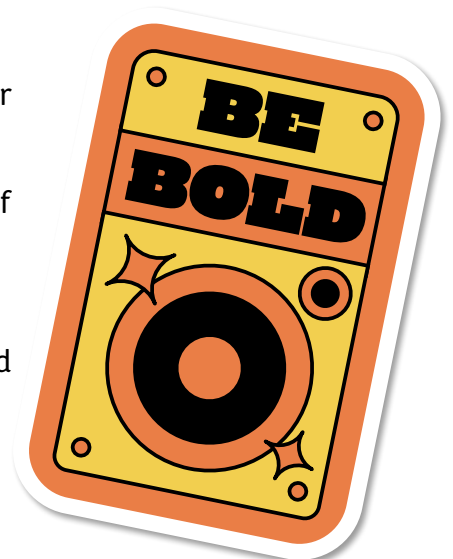
Ask:

As you reflect on everything you have learned today, what is your coda?

What is the one thing you will take away from today's overview of the life of Moses?

Leader's notes:

Give the young people a moment to think about your question and briefly share their coda with the group before the session comes to an end.





Moses Life Events

Hidden in the Nile
(Exodus 2:1-10)

**Killing the
Egyptian**
(Exodus 2:11-15)

Burning bush
(Exodus 3:1 to 4:17)

**Confronting
Pharaoh**
(Exodus 5:1-4; 7:8-21)

**Parting the Red
Sea**
(Exodus 14:5-31)

**The Ten
Commandments**
(Exodus 20:1-21)

**Meeting God on
Mount Sinai**
(Exodus 24:12-18;
34:29-35)

**Disobeying God by
striking the rock**
(Numbers 20:2-12)


Moses' death
(Deuteronomy 34:1-8)



Burning bush: Pray that God will be with you and that you will feel his presence.



Stone tablets: Pray that God will speak clearly to you, give you guidance and teach you something new about himself.



Staff: Pray that God will do some miracles among you and through you.



Sheep: Pray that God will comfort those who need it and show you all how precious you are to him.



Manna: Pray that God will provide for each of you in your area of need.