

The Great Commission



Bible verses:

Matthew 28:16-20



Aim:

To think about the important task Jesus gave the disciples



Today's fruit:

Peace



In this session we will explore Jesus' final instructions to his followers and consider what it means to be part of his mission today.

As we reflect on the promise that Jesus would always be with his followers, we are encouraged to see that living out the Great Commission begins in everyday places, and that Jesus' promise brings peace wherever they go.

Each child will need:

- A 'Memory Verse Wristband' handout
- 'Explore it Ideas' handout
- Pens or pencils
- Post-it Notes

You will need:

- The 'Fruit of the Spirit - Peace' sign - download from **Salvationist**
- Large sheets of paper or flipchart paper
- To make some mini-mission cards for the 'Start it' activity
- To make station signs: HOME, SCHOOL, CLUBS/ACTIVITIES, FRIENDS, CHURCH for the 'Action it' activity



Start it

Ask the children to sit in a circle. Explain that you are going to send them on secret mini-missions. They must complete the mission without telling anyone what it is. The rest of the group will try to guess what the mission was.

Here are some examples:

- Find someone wearing the same colour as you and give them a 'thumbs up'.
- Stand next to the tallest person in the room.
- Tell someone one kind thing.
- Count how many people are wearing trainers and show the number on your fingers.
- High-five three people.

Choose one child at a time and quietly show them a mission card. Give them up to 30 seconds to complete it. Once they finish, invite the group to guess what the mission was. Give the group clues if they are struggling to guess the mission.

Ask:

- How did it feel to be sent on a mission?
- Did knowing exactly what to do make your mission easier or harder? Why?

Say:

Missions can be small or big. Some are simple and quick. Others take longer and require courage or kindness.

Today we are going to hear about a very important mission Jesus gave his followers. It was much bigger than the ones we just tried, but he gave them clear instructions and an important promise.



Sing it

Say:

Throughout our May sessions we will be discovering more about the Holy Spirit. Before Jesus returned to Heaven he made a promise to his followers. He told them that they would not be left on their own. God would send the Holy Spirit to give them power and help them share his love with the world. Our memory verse reminds us of that promise.

Hand out the 'Memory Verse Wristbands' and share the memory verse together.

Memory Verse:

'But the Holy Spirit will come to you. Then you will receive power. You will be my witnesses - in Jerusalem, in all of Judea, in Samaria, and in every part of the world.'

(Acts 1:8 ICB)

Say:

Our song for today will help us remember our memory verse for this month.

Watch:

'Acts 1:8' (EARLY CHILDHOOD WORSHIP) Saddleback Kids (2:52)

Share it

Say:

Today we are reading some of the very last words Jesus spoke to his followers before he returned to Heaven. These words were important. Jesus had died, risen again, and spent time with his friends. Now he was about to leave them with a very important task. We're going to watch a clip that shows us what happened.

Watch:

'A Mission for the Ages: The Story of the Great Commission' (Matthew 28) – by The Biggest Story (start at 2:07 and stop at 3:58)

Say:

The clip helps us to picture what happened when Jesus met with his disciples. Now let's read what it says in the Bible.

Read:

'The 11 followers went to Galilee. They went to the mountain where Jesus told them to go. On the mountain they saw Jesus and worshipped him. But some of them did not believe that it was really Jesus.'

(Matthew 28:16-17 *ICB*)

Ask:

- Why do you think some of Jesus' followers found it hard to believe he was really alive?
- What kinds of questions do you think they might have had?

Read:

'Then Jesus came to them and said, "All power in heaven and on earth is given to me. So go and make followers of all people in the world."'

(Matthew 28:18-19 *ICB*)

Ask:

- What does it mean that Jesus has 'all power'?
- Why do you think it was important for the disciples to hear that, before he gave them a job to do?
- How might knowing Jesus is in control help us when something feels big or scary?

Say:

Jesus was reminding them that he was in control. Nothing surprised him and nothing was too big for him. Then he gave them an important task.

Read:

'So go and make followers of all people in the world. Baptise them in the name of the Father and the Son and the Holy Spirit. Teach them to obey everything that I have told you. You can be sure that I will be with you always. I will continue with you until the end of the world.'

(Matthew 28:19–20 *ICB*)

Ask:

- What important job was Jesus giving his followers?
- Why do you think Jesus ended with a promise that he would always be with them?

Say:

Jesus gave his followers something important to do, but he did not send them alone. He promised to be with them always.

Display the 'Fruit of the Spirit - Peace' sign

Say:

Today's fruit of the Spirit is peace. Peace does not mean everything is easy. It means we can feel calm inside because we know Jesus is with us. The disciples had a big mission, but they also had a big promise. Jesus would be with them wherever they went.

Ask:

What part do you think we play in sharing the good news of Jesus today?

Say:

The clip reminded us that this mission is not just for the disciples long ago. It is the mission of the Church today, and we are part of that story.

Action it

The children will now have the opportunity to think about what the Great Commission means for them in the real places Jesus sends them. Before the session, place the following signs around the room: HOME, SCHOOL, CLUBS/ACTIVITIES, FRIENDS, CHURCH. You will also need large sheets of paper or flipchart paper at each station and Post-it Notes.

Say:

Jesus let his disciples know exactly what he needed them to do.

Read:

'All power in heaven and on earth is given to me. So go and make followers of all people in the world. Baptise them in the name of the Father and the Son and the Holy Spirit. Teach them to obey everything that I have told you. You can be sure that I will be with you

always. I will continue with you until the end of the world.'

(Matthew 28:18-20 ICB)

Ask:

- What do you think helps someone understand what it means to follow Jesus?

Say:

One of the most powerful ways people understand who Jesus is, is by watching how his followers live.

Explain that the children will move around the stations in small groups. Give each group a set amount of time at each station, then invite them to move to the next one when you call time.

At each station, encourage the children to think about what it could look like to follow Jesus in that specific place. Remind them that Jesus promised to be with us always, so we can ask him to help us live with his peace wherever we go.

Ask each child to write or draw one idea on a Post-it Note in response to this question:

- How can I show I am following Jesus here?

They might suggest things such as being kind, being honest, including someone, saying sorry, helping, sharing, praying for someone, inviting someone to church, or choosing peace instead of arguing. Encourage practical, everyday examples.

After the groups have visited the stations, gather everyone back together.

Ask:

- Which place was easiest to think about? Why?
- Which one was the hardest? Why?

Say:

The Great Commission is a big mission, but it starts in small places. Jesus does not ask us to do it on our own. He promised, 'I will be with you always.' That means we can ask him for help at home, at school, with friends, at church, and everywhere we go.



Pray it

Explain that the children are going to use the stations around the room for a time of prayer.

Invite the children to move quietly around the room. They can stand by one station that feels especially important to them this week, or move between stations if there is time.

Explain that at each station they can:

- Read some of the ideas written there
- Choose one situation they want help with

– Pray silently and ask Jesus to give them his peace in that place

After a few minutes, gather everyone back together.

Pray:

Jesus, thank you that you are with us wherever we go. When we are at home, help us show patience and kindness. When we are at school, help us choose honesty and courage. When we are with friends, help us choose peace. Remind us this week that we are part of your mission and that you never leave us. Fill us with your peace. Amen.

Explore it

Remember to send home the ‘*Explore it Ideas*’ for children and families.



Explore it is produced by the Children and Youth Department in collaboration with Kay Moorby (soulwithaview)

The Great Commission

Here are some ideas for you to explore at home.



Bible verses:
Matthew 28:16-20



Aim:
To think about the important task Jesus gave the disciples



Today's fruit:
Peace



Follow

Draw five small boxes on a piece of paper at home.

This week, each time you do a small act that shows you follow Jesus, colour in one box.

It could be:

- Including someone who feels left out
- Choosing kind words
- Helping without being asked
- Saying sorry quickly
- Praying for someone
- Inviting someone to church or a club



Watch

List as many films as you can where the main characters are sent on an important mission. Choose your favourite film from the list and watch it with the people at home.



Song for the week

Watch:


'Acts 1:8' (EARLY CHILDHOOD WORSHIP)
Saddleback Kids

www.youtube.com/watch?v=N6oLVNWuqqQ





Explore it

‘But the Holy Spirit will come to you. Then you will receive power. You will be my witnesses – in Jerusalem, in all of Judea, in Samaria, and in every part of the world.’
(Acts 1:8 / CB)





‘But the Holy Spirit will come to you. Then you will receive power. You will be my witnesses—in Jerusalem, in all of Judea, in Samaria, and in every part of the world.’

(Acts 1:8 ICB)





‘But the Holy Spirit will come to you. Then you will receive power. You will be my witnesses—in Jerusalem, in all of Judea, in Samaria, and in every part of the world.’

(Acts 1:8 ICB)





‘But the Holy Spirit will come to you. Then you will receive power. You will be my witnesses—in Jerusalem, in all of Judea, in Samaria, and in every part of the world.’

(Acts 1:8 ICB)





‘But the Holy Spirit will come to you. Then you will receive power. You will be my witnesses—in Jerusalem, in all of Judea, in Samaria, and in every part of the world.’

(Acts 1:8 ICB)




‘But the Holy Spirit will come to you. Then you will receive power. You will be my witnesses—in Jerusalem, in all of Judea, in Samaria, and in every part of the world.’

(Acts 1:8 ICB)



‘But the Holy Spirit will come to you. Then you will receive power. You will be my witnesses—in Jerusalem, in all of Judea, in Samaria, and in every part of the world.’

(Acts 1:8 ICB)



**‘But the Holy Spirit will come to you.
Then you will receive power. You will
be my witnesses—in Jerusalem, in all
of Judea, in Samaria, and in every
part of the world.’**

(Acts 1:8 ICB)

**‘But the Holy Spirit will come to you.
Then you will receive power. You will
be my witnesses—in Jerusalem, in all
of Judea, in Samaria, and in every
part of the world.’**

(Acts 1:8 ICB)

**‘But the Holy Spirit will come to you.
Then you will receive power. You will
be my witnesses—in Jerusalem, in all
of Judea, in Samaria, and in every
part of the world.’**

(Acts 1:8 ICB)

**‘But the Holy Spirit will come to you.
Then you will receive power. You will
be my witnesses—in Jerusalem, in all
of Judea, in Samaria, and in every
part of the world.’**

(Acts 1:8 ICB)

**‘But the Holy Spirit will come to you.
Then you will receive power. You will
be my witnesses—in Jerusalem, in all
of Judea, in Samaria, and in every
part of the world.’**

(Acts 1:8 ICB)

**‘But the Holy Spirit will come to you.
Then you will receive power. You will
be my witnesses—in Jerusalem, in all
of Judea, in Samaria, and in every
part of the world.’**

(Acts 1:8 ICB)



Ascension



Bible verses:

Luke 24:36-53



Aim:

Jesus' return to Heaven did not mean he had left his followers. He promised help and gave them hope for what was to come.



Today's fruit:

Patience



In this session we will explore what happened when Jesus returned to Heaven and why his followers were filled with joy rather than fear.

As we reflect on the promise Jesus made about the Holy Spirit, we discover that his ascension was not the end of the story. Even though the disciples had to wait, they trusted Jesus and believed that God would keep his word. We are encouraged to see that Jesus keeps his promises and that the Holy Spirit gives help and hope today.

Each child will need:

- Pens or pencils and paper
- A sheet of blue paper
- 'Cloud Memory Verse' handout
- Colouring pencils or felt-tips
- 'Explore it Ideas' handout

You will need:

- The 'Fruit of the Spirit - Patience' sign - download from **Salvationist**
- Glue sticks
- Cotton wool or tissue paper (optional)



Start it

Clear some space in the room and ask the children to stand in a line at one end.

Say:

When I say 'Go!', you must walk to the other side of the room as slowly as you possibly can. The slowest person wins. If you speed up or start to run, you are out.

Let them try the slow walking challenge once, then bring them back to the starting line.

Say:

This time you can walk at a normal speed, but you must not move until I say 'Go!'

Play the game again, but wait longer than feels comfortable before saying 'Go!'. Keep the children waiting on the starting line. Watch for anyone who moves early.

After the second round, bring the children back together.

Ask:

- Was it harder to move slowly or to wait to begin?
- How did it feel not knowing when you would hear the word 'Go'?
- Did anyone feel tempted to move early? Why did you feel that way?

Say:

Waiting can feel uncomfortable. Sometimes we know something is coming, but we do not know when. Today we are going to hear about a time when Jesus told his disciples to wait.

Sing it

Say:

Throughout May we are learning more about the Holy Spirit and the power God gives to his followers. Before Jesus returned to Heaven, he made an important promise.

Let's share our memory verse together.

Memory Verse:

'But the Holy Spirit will come to you. Then you will receive power. You will be my witnesses - in Jerusalem, in all of Judea, in Samaria, and in every part of the world.'

(Acts 1:8 ICB)

Say:

This verse reminds us that we are not on our own. God gives us his Holy Spirit to help us share his love wherever we are. Our song for today will help us to remember the memory verse.

Watch:

'Acts 1:8 - Bible Memory Verse Song' by Victory Kids Music (2:06)

Share it

Say:

In our last *Explore it* session we heard about the mission Jesus gave to his followers – but what happened next? After Jesus rose from the dead, he spent 40 days appearing to his friends. He helped them understand what had happened and prepared them for what was coming. Let's watch a clip to find out what happened.

Watch:

God's Story: After the Tomb by Crossroads Kids' Club (4:08)

Say:

In the clip we saw that Jesus appeared many times after he rose from the dead. He ate with his friends, answered their questions, and helped them understand that he was really alive.

Let's read what Luke tells us about the last time Jesus met with his disciples.

Read:

'While the two followers were telling this, Jesus himself stood among those gathered. He said to them, "Peace be with you."

They were fearful and terrified. They thought they were seeing a ghost. But Jesus said, "Why are you troubled? Why do you doubt what you see? Look at my hands and my feet. It is I myself! Touch me. You can see that I have a living body; a ghost does not have a body like this."

(Luke 24:36-39 ICB)

Ask:

- How were the disciples feeling when Jesus appeared?
- Why do you think Jesus began with the words 'Peace be with you'?

Say:

Jesus did not want his followers to stay afraid. He wanted them to know that he was really alive and that they could trust him.

Read:

'After Jesus said this, he showed them his hands and feet. The followers were amazed and very happy. They still could not believe it. Jesus said to them, "Do you have any food here?" They gave him a piece of cooked fish. While the followers watched, Jesus took the fish and ate it.

He said to them, "Remember when I was with you before? I said that everything written about me must happen – everything in the law of Moses, the books of the prophets, and the Psalms."

Then Jesus opened their minds so they could understand the Scriptures. He said to them,

“It is written that the Christ would be killed and rise from death on the third day. You saw these things happen – you are witnesses. You must tell people to change their hearts and lives. If they do this, their sins will be forgiven. You must start at Jerusalem and preach these things in my name to all nations. Listen! My Father has promised you something; I will send it to you. But you must stay in Jerusalem until you have received that power from heaven.”

(Luke 24:40–49 *ICB*)

Ask:

- What did Jesus help the disciples to understand?
- What promise did he give them?
- Why do you think he told them to stay and wait?

Read:

‘Jesus led his followers out of Jerusalem almost to Bethany. He raised his hands and blessed them. While he was blessing them, he was separated from them and carried into heaven. They worshipped him and then went back to the city very happy. They stayed in the Temple all the time, praising God.’

(Luke 24: 50–53 *ICB*)

Ask:

- How do you think it felt for the disciples to watch Jesus go back to Heaven?
- Why do you think they returned ‘very happy’ instead of very sad?

Say:

Jesus’ return did not mean he had left his followers. He had given them a promise, and they trusted him. They did not know exactly what would happen next, but they believed God would keep his word. Even while they were waiting, they were filled with hope and joy.

Display the ‘Fruit of the Spirit – Patience’ sign

Say:

Today’s fruit of the Spirit is patience. The disciples were promised a special gift, but they had to wait for it. Patience grows when we trust God, even when we cannot yet see what he is doing.

Action it

Before the session, cut out cloud shapes from the ‘Cloud Memory Verse’ handout, one per child. You will also need blue paper, pens, pencils or colouring pencils, and glue sticks. If available, cotton wool pieces or white tissue paper can be used for extra texture.

Say:

When Jesus returned to Heaven, it did not mean he had left his followers. He made them a promise. He told them that the Holy Spirit would come and give them power.

The disciples did not see that promise happen straight away, but they trusted Jesus. They believed that God would keep his word.

Today, we are going to make a reminder of that promise. Our cloud will remind us of Jesus ascending to Heaven and that God always keeps his promises.

Give each child a 'Cloud Memory Verse' handout.

Memory Verse:

'But the Holy Spirit will come to you. Then you will receive power. You will be my witnesses – in Jerusalem, in all of Judea, in Samaria, and in every part of the world.'

(Acts 1:8 ICB)

Invite them to decorate the cloud with patterns, colour, stars or swirls to remind them that God keeps his promises.

When the cloud is finished, ask them to stick it on to the blue paper to create a sky background.

On the blue background, invite them to draw or write one place where they need the Holy Spirit's help. This might be at home, at school, with friends, at a club, or in a situation where they need courage, kindness or confidence to follow Jesus.

Remind them that Jesus' promise has already been fulfilled. The Holy Spirit has come, and God gives his help to his people today.



Pray it

Ask the children to stand with a little space around each of them.

Say:

We're going to pray using our bodies.

Ask everyone to look up towards the ceiling and stretch their hands up high.

Say:

Dear Jesus, you are King of Heaven and over every part of our world. Thank you that you love us and keep your promises.

Now ask the children to slowly bring their hands down and place them over their hearts.

Say:

Holy Spirit, thank you that you have come. Live in us and change our hearts.

Now ask them to turn and gently point around the room.

Say:

Help us to show that we follow you at home, at school, with our friends and everywhere we go.

Finally, ask them to hold their hands open in front of them.

Say:

Fill us with your power so that we can tell the world about you.

Amen.

Explore it

Remember to send home the 'Explore it Ideas' for children and families.



Explore it is produced by the Children and Youth Department in collaboration with Kay Moorby (soulwithaview)

Ascension

Here are some ideas for you to explore at home.



Bible verses:
Luke 24:36-53



Aim:
Jesus' return to Heaven did not mean he had left his followers. He promised help and gave them hope for what was to come.



Today's fruit:
Patience



Pray

Put your cloud somewhere you will see it this week. Each time you notice it, read the memory verse out loud or in your head.

Think about the place you wrote on your blue background. Ask the Holy Spirit to help you follow Jesus in that place.

At the end of the week, ask yourself:
Where did I notice the Holy Spirit helping me this week?



Share

Talk together about a promise someone has made to you.

- How did you feel while you were waiting for it to happen?
- How did you feel when it was kept?

Then read Acts 1:8 together.

Talk about this question: What difference does it make that God always keeps his promises?



Song for the week

Watch:

Acts 1:8 - Bible Memory Verse Song - Victory Kids Music

www.youtube.com/watch?v=VB7SOE6Z1x4



Kids Alive! Online - salvationarmy.org.uk/kidsalive

Kids Alive! The UK's only weekly Christian comic - is filled with jokes, competitions, Bible-based cartoons and much more... and is now available to read online!

But the Holy Spirit will come to you. Then you will receive power. You will be my witnesses in Jerusalem, in all of Judea, in Samaria, and in every part of the world.

Acts 1:18

Holy Spirit



Bible verses:

Genesis 1:1-5; 41:37-40; Exodus 31:1-5;
1 Samuel 16:13



Aim:

To explore who the Holy Spirit is, from creation to today, and take time to encounter the Holy Spirit.



Today's fruit:

Faithfulness



In this session we will explore who the Holy Spirit is and discover that he has been at work from the very beginning of the Bible.

As we trace the Spirit's presence in creation and see how he gave skill to Bezalel, leadership to David and wisdom to Joseph, we begin to understand that the Holy Spirit is not new or distant. He is God's presence with his people. Through Joseph's example of faithfulness in both hardship and success, we are encouraged to trust that the same Holy Spirit is with the children today, helping them to remain faithful in every season.

Each child will need:

- Pens/pencils and paper
- 'Explore it Ideas' handout

You will need:

- The 'Fruit of the Spirit - Faithfulness' sign - download from **Salvationist**
- A balloon
- A switched-on lamp or torch
- A plant
- A love heart



Start it

Before the session, place a few simple objects around the room that help the children think about things we cannot see but know are real.

For example:

- A balloon
- A switched-on lamp or torch
- A plant
- A love heart

Say:

You may have noticed a few objects around the room. Each one is a clue.

Choose one and tell me: what invisible thing makes it work or gives it life?

Give the children time to look around, choose an object and respond. As they share, help them think about what unseen thing makes it work or keeps it alive.

The balloon helps us think about air. We cannot see air, but we know it is there because the balloon is full. Without the air inside, it would simply fall flat.

The lamp or torch reminds us of electricity. We do not see electricity moving through the wires, but we see the light shining.

The plant shows us that life depends on things we cannot see. Along with water and sunlight, plants rely on air. Oxygen, nitrogen and carbon dioxide are invisible, but without them the plant would not grow.

The love heart helps us think about love. We cannot see love itself, but we see what it does. Love changes the way people speak, act and care for one another.

Say:

There are many things in our world that are invisible but completely real. We cannot see them, but we see their impact.

Today we are thinking about the Holy Spirit. We cannot see the Holy Spirit with our eyes, but from the very beginning of the Bible we see what he does. The Holy Spirit is not imaginary. He is real and is God's presence at work in this world.



Sing it

Say:

Today we are thinking about how the Holy Spirit has been at work from the very beginning. When God said, 'Let there be light,' his Spirit was there, bringing life and order.

God's Spirit later helped people like Joseph make wise choices and trust him, even in difficult times.

Our memory verse reminds us that we can all shine our light and tell others about Jesus.

Memory Verse:

‘But the Holy Spirit will come to you. Then you will receive power. You will be my witnesses – in Jerusalem, in all of Judea, in Samaria, and in every part of the world.’

(Acts 1:8 ICB)

Say:

Our song for today reminds us that the Holy Spirit helps God’s light shine through us wherever we go.

Watch:

‘This Little Light of Mine’ by Listener Kids (3:30)

Share it

Say:

In this month’s *Explore it* we have already heard about the promise of the Holy Spirit. Today we’re going to discover more about who the Holy Spirit is and where we see him in the Bible. We’re going to start right at the very beginning of the story.

Read:

‘In the beginning God created the sky and the earth. The earth was empty and had no form. Darkness covered the ocean, and God’s Spirit was moving over the water. Then God said, “Let there be light!” And there was light. God saw that the light was good. So he divided the light from the darkness. God named the light “day” and the darkness “night.” Evening passed, and morning came. This was the first day.’

(Genesis 1:1-5 ICB)

Ask:

What do we find out about God’s Spirit in Genesis 1?

Say:

At the very beginning of creation, God’s Spirit was there. As the story continues, we see God’s Spirit at work again and again. When God’s people were building the Tabernacle, God filled Bezalel with his Spirit to give him the skills to make amazing things.

Read:

‘Then the Lord said to Moses, “See, I have chosen Bezalel son of Uri from the tribe of Judah. Uri was the son of Hur. I have filled Bezalel with the Spirit of God. I have given him the skill, ability and knowledge to do all kinds of work. He is able to design pieces to be made from gold, silver and bronze. He is able to cut jewels and put them in metal. And he can carve wood. Bezalel can do all kinds of work.”’

(Exodus 31:1-5 ICB)

Ask:

What kind of work did God's Spirit help Bezalel to do?

Say:

Later, when God's people asked for a king, David was chosen. The Holy Spirit was there as well!

Read:

'So Samuel took the container of olive oil. Then he poured oil on Jesse's youngest son to appoint him in front of his brothers. From that day on, the Lord's Spirit entered David with power.'

(1 Samuel 16:13 *ICB*)

Ask:

- What do you think it means that God's Spirit entered David with power?
- What might David have needed help with as a king?

Say:

Again and again in the Old Testament, God's Spirit gave people wisdom, skill and strength for the tasks in front of them. One person who experienced this was Joseph. His life was far from easy, but he continued to trust God even when things were hard. Joseph was sold by his brothers to be a slave, taken far from home and put in prison. Suddenly, Joseph's time in prison was interrupted when Pharaoh began losing sleep.

Ask:

- What problem did Pharaoh have that no one else could solve?

Say:

Pharaoh had troubling dreams that no one could explain. Through God's Spirit, Joseph was able to explain what Pharaoh's dreams meant and was given a position of power.

Read:

'And the king asked them, "Can we find a better man than Joseph to take this job? God's Spirit is truly in him!" So the king said to Joseph, "God has shown you all this. There is no one as wise and understanding as you are."'

(Genesis 41:38-39 *ICB*)

Ask:

- What did Pharaoh notice about Joseph?
- What do you think God's Spirit gave Joseph?
- How had Joseph stayed faithful even when life was unfair?

Say:

God's Spirit gave Joseph wisdom and understanding, but Joseph also chose to remain faithful. He trusted God both when he was forgotten in prison and when he was serving in Pharaoh's court.

Display the 'Fruit of the Spirit – Faithfulness' sign

Say:

Today's fruit of the Spirit is faithfulness. Faithfulness means trusting God, even when life is confusing or difficult. Joseph is a powerful example of this. God's Spirit helped him, and Joseph remained faithful.

Ask:

- When might it be hard to stay faithful to God?
- How might God help us to stay faithful?

Say:

From creation, to builders, to kings, and to Joseph, we see that the Holy Spirit is God's presence at work. The Holy Spirit is not new. The Holy Spirit is God, and is God's presence with his people. The same Spirit who was there at creation and with Joseph is with us today.

Action it

Give each child a piece of paper and pens or pencils. Ask them to divide the page into four equal sections. Write these four headings where everyone can see them and remind the children what each one connects to in the Bible.

- Creation – God's Spirit moving over the waters
- Skill – Bezalel making amazing objects for the Tabernacle
- Leadership – David becoming king
- Wisdom – Joseph explaining Pharaoh's dreams

Say:

We have seen that the Holy Spirit has always been at work. From the very beginning of creation, through builders and kings, and throughout Joseph's story, the Spirit was present and active. He brought life, gave skill, raised up leaders and gave wisdom.

Now you are going to create a simple picture that reminds you of the different ways the Holy Spirit has been at work.

Invite the children to draw a simple symbol in each section of their page to represent one of the ways the Holy Spirit was at work.

You may wish to share a few examples to help them get started. In the Creation section, they might draw light, water or a swirl to represent the Spirit moving. In the Skill section, they could draw hands, tools or something being built. For Leadership, they might draw a crown or a shepherd's staff. For Wisdom, they might draw a scroll, a lamp or another symbol that represents understanding.

When the children have finished, bring them back together to briefly discuss what they have drawn.



Pray it

Ask the children to stand in a circle holding their pictures so that the others can see them.

Say:

As I pray, I would like you to look at the different ways we have all shown the power of the Holy Spirit in our pictures.

Pray:

Holy Spirit, we have been learning that you were there at the very beginning. You were moving over the waters. You were bringing life where there was nothing.

Thank you that you gave Bezalel skill to build. Thank you that you chose David and helped him lead. Thank you that you gave Joseph wisdom when nobody else knew what to do.

Thank you that you are here with us now.

Help us to trust you as Joseph did. Help us to stay faithful when things are confusing or difficult. Help us to use the gifts you have given us well.

Amen.



Explore it

Remember to send home the 'Explore it Ideas' for children and families.



Explore it is produced by the Children and Youth Department in collaboration with Kay Moorby (soulwithaview)

Holy Spirit

Here are some ideas for you to explore at home.



Bible verses:

Genesis 1:1-5;
41:37-40;
Exodus 31:1-5;
1 Samuel 16:13



Aim:

To explore who the Holy Spirit is, from creation to today, and take time to encounter the Holy Spirit.



Today's fruit:

Faithfulness



Build

Build something simple this week out of Lego, blocks or paper. As you build, remember Bezalel and the way God gifted him to make amazing objects to go in the Tabernacle.



Share

Read Genesis 41:38-39 together.

- Why did Pharaoh trust Joseph?
- What makes someone wise?

Think about one decision your family needs to make this week and ask the Holy Spirit to give you wisdom.

Pray and thank God that the Holy Spirit has come and is still at work today.



Song for the week

Watch:

'This Little Light of Mine' by Listener Kids
www.youtube.com/watch?v=cKkbIZtqhyQ

**LIVING
OUT FAITH**

Pentecost Part 1



Bible verses:

Acts 2:1-15



Aim:

To explore the promise and gift of the Holy Spirit for Jesus' followers



Today's fruit:

Love



In this session we will explore the day of Pentecost and discover how Jesus kept his promise to send the Holy Spirit.

As we hear how people from many different nations understood the good news in their own language, we will begin to see that the Holy Spirit was given as a gift for all believers. We will be encouraged to understand that the Holy Spirit empowers us to live out God's love and share it with others.

Each child will need:

- Pens/pencils and paper
- Square piece of paper or thin card
- Split pin
- Paper straw
- Scissors
- 'Explore it Ideas' handout

You will need:

- The 'Fruit of the Spirit - Love' sign - download from **Salvationist**



Start it

Explain that you are going to say a short sentence in a few different languages and the children have to guess what it means. Alternatively, you could use translation software to play the phrases to the group.

- Spanish – *Dios te ama.*
- German – *Gott liebt dich.*
- French – *Dieu t’aime.*

Ask:

What do you think that sentence means?

After a few guesses, reveal the answer: God loves you. Invite the children to say the sentence in each language.

Ask:

- How did it feel hearing something you might not have understood at first?
- How would it feel if someone was telling you something important but you couldn’t understand the language?
- How would it feel to suddenly hear it in your own language?

Say:

God had an important message for people from many different nations. The Holy Spirit made sure that everyone could understand. Today we are going to find out what happened.



Sing it

Say:

Throughout May we have been learning more about the Holy Spirit and the promise Jesus made to his followers. Before Jesus returned to Heaven he told them they would not be alone. Jesus promised he would send the Holy Spirit to give them power and help them share his love with the world. Let’s share our memory verse together.

Memory Verse:

‘But the Holy Spirit will come to you. Then you will receive power. You will be my witnesses – in Jerusalem, in all of Judea, in Samaria, and in every part of the world.’

(Acts 1:8 ICB)

Say:

The Holy Spirit was not just for people in Bible times. God’s Spirit is alive and at work in us today. Our song for today reminds us of that truth.

Watch:

‘I’ve Got the S-P-I-R-I-T’ by Marigold Loves Jesus Music (2:19)

Share it

Say:

Over the past few weeks we have heard that Jesus rose from the dead, spent time with his friends, and then returned to Heaven. Before he left, Jesus made an important promise and he told his followers to wait for a gift from God.

Watch:

LEGO Bible The Story of Pentecost by Go Chatter Studios (stop at 3:44)

Ask:

- What promise did Jesus make before he returned to Heaven?
- What were the disciples told to do while they waited?
- How do you think they felt while they were waiting and praying?

Say:

Jesus had promised that God's Spirit would come and give the disciples power. They did not know when or how this would happen, but they trusted in Jesus' promise.

Read:

'When the day of Pentecost came, they were all together in one place. Suddenly a noise came from heaven. It sounded like a strong wind blowing. This noise filled the whole house where they were sitting. They saw something that looked like flames of fire. The flames were separated and stood over each person there. They were all filled with the Holy Spirit, and they began to speak different languages. The Holy Spirit was giving them the power to speak these languages.'

(Acts 2:1-4 ICB)

Ask:

- What do you notice about how the Holy Spirit came?
- If you had been there with the disciples, which part would have surprised you the most?
- What changed when the disciples were filled with the Holy Spirit?

Say:

The disciples were filled with the Holy Spirit who gave them power – but power for what? Let's read the next part of the story to find out.

Read:

'There were some religious Jews staying in Jerusalem who were from every country in the world. When they heard this noise, a crowd came together. They were all surprised, because each one heard them speaking in his own language ... They were all amazed and confused. They asked each other, "What does this mean?"'

But others were making fun of them, saying, “They have had too much wine.”

(Acts 2:5–6,12–13 *ICB*)

Ask:

- Why do you think it mattered that everyone could hear in their own language?
- What does that show us about who God’s message is for?

Say:

The Holy Spirit gave the apostles power so that everyone could understand the good news about Jesus. No one was left out. God wanted people from every nation to hear that Jesus had died and risen again for them.

Display the ‘Fruit of the Spirit – Love’ sign

Say:

Today’s fruit of the Spirit is love. The Holy Spirit empowers us to live out God’s love. That means speaking about Jesus and being brave enough to share the good news that he loves everyone.

We may not feel confident talking to other people about Jesus, but that’s exactly where the Holy Spirit’s power can help. After Jesus died, Peter was so afraid that he denied knowing Jesus three times. Let’s read what happened later when he was filled with the Holy Spirit.

Read:

‘But Peter stood up with the 11 apostles. In a loud voice he spoke to the crowd: “My fellow Jews, and all of you who are in Jerusalem, listen to me. Pay attention to what I have to say. These men are not drunk, as you think; it is only nine o’clock in the morning!”

(Acts 2:14–15 *ICB*)

Ask:

- How did Peter change once he was filled with the power of the Holy Spirit?
- What do you think helped him speak so boldly in front of such a huge crowd?
- Why might speaking up about Jesus sometimes take courage?

Say:

The Holy Spirit did not come just for one exciting moment. He came so that the good news of God’s Kingdom could spread across the world, just as Jesus promised.

The same Holy Spirit is still at work today. He gives courage when we feel nervous. He gives words when we are unsure what to say. He fills us with God’s love so that we can share it with others.

Action it

This activity helps the children remember the sound and power of the rushing wind when the Holy Spirit came at Pentecost. The video clip is for leaders to watch in advance as a

demonstration of how to make the windmill. It does not need to be shown to the children unless you feel it would be helpful.

Watch:

Windmill Craft for Pentecost by Sermons4Kids (1:44)

Say:

When the Holy Spirit came, the disciples heard a sound like a rushing wind. Wind is powerful, even though we cannot see it. Today we are going to make something that moves when air moves around it, to remind us that the Holy Spirit is real and at work.

If needed, show the children how to make a square from rectangular paper by folding one corner across and trimming the excess. Ask them to fold their square diagonally one way, then the other, so that creases form a cross in the centre. Next, guide them to cut along each crease from the corners towards the centre, stopping about halfway. Remind them not to cut all the way to the middle! Invite them to decorate both sides before assembling the windmill with flames to represent the Holy Spirit.

Once decorated, help them fold every other corner into the centre point. Secure the folded corners with a split pin through the middle. Attach the windmill to a paper straw using the split pin, making sure it is secure but still able to spin. Offer help where needed and remind children to be careful when using scissors and split pins.



Pray it

Say:

We've been learning that the Holy Spirit came so that everyone could understand God's love. The Holy Spirit is still with us today. He helps us, gives us courage and fills us with God's love.

We're going to finish by singing a song that welcomes the Holy Spirit. As we sing, you can join in with the actions. You might want to think about inviting the Holy Spirit to help you this week.

Watch:

'Holy Spirit lyrics: Motions' by City Kids Worship (4:04)

Optional prayer:

Holy Spirit, thank you that you came at Pentecost and that you are still with us today. Fill us with your power and help us share the good news of Jesus with others. Amen.

Explore it

Remember to send home the *'Explore it Ideas'* for children and families.

Pentecost Part 1

Here are some ideas for you to explore at home.



Bible verses:
Acts 2:1-15



Aim:
To explore the promise and gift of the Holy Spirit for Jesus' followers



Today's fruit:
Love



Watch

Watch the clip to discover more about the Holy Spirit.

Watch:

What is the Holy Spirit? Douglas Talks
www.youtube.com/watch?v=b9yN5VcHTQ0



Pray

Look at a map or globe together.

Choose three different countries. Pray for the people who live there. Thank God that his love is for every nation and every language.

Ask the Holy Spirit to help people everywhere hear and understand the good news about Jesus.



Song for the week

Watch:

'I've Got the S-P-I-R-I-T' by Marigold Loves Jesus Music

www.youtube.com/watch?v=OBOBhBu2Cis



Pentecost Part 2



Bible verses:
Acts 2:42-47



Aim:
To explore how the Holy Spirit continued to work in and through Jesus' followers.



Today's fruit:
Faithfulness



In this session we will explore what happened after the Day of Pentecost. The Holy Spirit did not just move in one dramatic moment; he continued to shape the everyday life of the early Church.

As the believers learned, prayed, shared meals and cared for those in need, their faith became visible through the way they lived as God's family. We will also be encouraged to see that faithfulness is not about one big moment, but about choosing to follow Jesus in small, ordinary ways as the Holy Spirit helps us live with love and generosity.

Each child will need:

- Pens/pencils and paper
- Strips of coloured paper
- 'Explore it Ideas' handout

You will need:

- The 'Fruit of the Spirit - Faithfulness' sign - download from **Salvationist**
- Glue sticks or sticky tape
- Scissors (if the strips are not pre-cut)



Start it

Ask the children to work in pairs or small groups. Give each group a piece of paper if possible.

Say:

Imagine you have been put in charge of a brand new club at school. You get to decide what kind of group it will be. This is your chance to create the best club ever.

Ask:

What three words would you want people to use to describe your club?

Examples: kind, welcoming, fun, fair, safe, friendly, generous.

Give the children time to discuss and agree on three words. Ask them to write the words down if possible. After a few minutes, invite each group to share their three words and explain why they chose them.

Say:

It is easy to choose good words. The harder part is living them out every day. If your club said it was kind but nobody shared, or said it was welcoming but ignored new people, would others believe those words?

Today we are going to read about what the very first church was like. People noticed something different about them because the Holy Spirit was changing how they lived together.



Sing it

Say:

Over the past few weeks we have been learning about the Holy Spirit and the promise Jesus made to his followers. When the believers were filled with the Holy Spirit, their lives began to change. They shared, they served, and they told others about Jesus.

Let's say our memory verse together.

Memory Verse:

'But the Holy Spirit will come to you. Then you will receive power. You will be my witnesses - in Jerusalem, in all of Judea, in Samaria, and in every part of the world.'

(Acts 1:8 ICB)

Say:

The Holy Spirit did not just give the disciples one exciting moment. He continued to guide them, help them love others, and give them courage to share the good news.

This song reminds us that the Holy Spirit is still at work today, helping us follow Jesus in ordinary life.

Watch:

'Holy Spirit, Give Us Power to Share Jesus Every Hour' by Trueway Kids (1:47)

Share it

Say:

Last week we heard about the remarkable moment when the Holy Spirit came at Pentecost. The disciples were filled with the Spirit, people heard the good news in their own languages, and many chose to believe in Jesus.

Today we are going to look at what happened next. After that powerful day, how did the believers live? What difference did the Holy Spirit continue to make in their everyday lives?

Read:

'They spent their time learning the apostles' teaching. And they continued to share, to break bread, and to pray together.'

The apostles were doing many miracles and signs. And everyone felt great respect for God. All the believers stayed together. They shared everything. They sold their land and the things they owned. Then they divided the money and gave it to those people who needed it. The believers met together in the Temple every day. They all had the same purpose. They broke bread in their homes, happy to share their food with joyful hearts. They praised God, and all the people liked them. More and more people were being saved every day; the Lord was adding those people to the group of believers.'

(Acts 2:42-47 ICB)

Ask:

- What do you notice about how the believers spent their time?
- How did they treat one another?
- Who do you think helped them live in this way?

Say:

When the Holy Spirit filled the believers, it was not just about one exciting day. The Holy Spirit kept helping them afterwards. He helped them learn more about Jesus, pray together, care for one another and share what they had. Their faith was not something they kept to themselves. It changed how they treated people and how they lived every day.

Ask:

- What do you think it would have felt like to be part of this group of believers?
- Which part of their life together would you have enjoyed the most?
- Which part might have been challenging?
- Why do you think sharing what they had was so important?
- What do you think other people in the city noticed about them?

Say:

When other people in the city saw the way the believers lived, they could see that something was different. They saw a community sharing everything, loving each other and looking after

those in need. The Holy Spirit was not only working inside the believers. His work could be seen on the outside as well.

Ask:

- Why do you think the way they lived made people curious about Jesus?

Display the 'Fruit of the Spirit - Faithfulness' sign

Say:

Today's fruit of the Spirit is faithfulness. Faithfulness means continuing to trust and follow God. It is about choosing, day after day, to live in a way that shows God's love to others. It does not happen all at once. It grows as we keep saying yes to God in small and ordinary moments.

Ask:

- What are some small choices we make each day that show we are following Jesus?

Say:

The early believers showed their faithfulness by sticking together and keeping on following what Jesus had taught them. They did not stop meeting once the excitement of Pentecost was over. They kept learning, praying and helping one another. Over time, that helped them become a close and caring community.

Ask:

- Why do you think it takes commitment to keep caring for one another and living as God's family?
- What might faithfulness look like in our church, school or home?

Say:

As the Holy Spirit worked in their lives, more and more people were drawn to Jesus. The same Holy Spirit is still at work today. He helps us to grow in love, patience and faithfulness, and he shapes our lives so that others can see what God is like through us.

Action it

Before the session, cut plenty of strips of coloured paper. Each child should have at least three strips, with extras available in case they think of more ideas. You will also need glue sticks or tape.

Say:

In Acts 2, the believers did not just do one good thing. They learned together, prayed together, shared their food, cared for people in need, and praised God. Their faithfulness showed in lots of small actions. Today we are going to think about how we can help our church feel more like God's family.

Give each child several paper strips and a pen or pencil. Explain that they should write on each strip one way they could help the church. Encourage them to think of more than one idea. You may wish to give a few examples such as welcoming someone new, helping tidy up, sharing with someone, listening carefully, praying for someone, encouraging a friend, or saying thank you. Remind the children that faithfulness is about small choices we keep making, not about doing something huge. Give them time to write, encouraging them to think of at least two or three ideas. When they are finished, invite them to share one of their ideas with the group. After sharing, explain that you will now link all of their ideas together to form the paper chain.

Say:

Each strip is one small choice. On its own, it might not seem very big, but everything changes when we link our choices together.

Begin turning the strips into loops and linking them together with glue sticks or sticky tape to form one long paper chain. Invite the children to help connect the links as you go. Keep adding until every idea is joined.

When the chain is complete, hold it up so everyone can see it.

Ask:

– How does it feel to see all our ideas linked together?

Say:

In Acts 2, the believers stayed faithful by sticking together and continuing to choose love, generosity and prayer. The Holy Spirit helped them live in a way that others could see. The same Holy Spirit is helping us today. When we choose these small actions, we help our church feel more like God's family.



Pray it

Ask the children to sit in a circle. Lay the paper chain around the inside of the circle and invite each child to gently hold part of it. Remind them to hold it carefully so it does not tear.

Say:

As we hold the paper chain, we are going to pray together. Each link represents a small choice to love, share and care.

Prayer:

Holy Spirit, thank you that you are still at work today. Thank you that you helped the first believers keep learning, praying, sharing and caring for one another.

Thank you for our church family. As we hold this chain, remind us that we belong to you and to each other.

Help us to be faithful in small things this week. When we have the chance to welcome, help or

share, give us the courage to say yes.

Make our church a place where your love can be seen.

Amen.

Explore it

Remember to send home the 'Explore it Ideas' for children and families.



Explore it is produced by the Children and Youth Department in collaboration with Kay Moorby (soulwithaview)

Pentecost Part 2

Here are some ideas for you to explore at home.



Bible verses:
Acts 2:42-47



Aim:
To explore how the Holy Spirit continued to work in and through Jesus' followers.



Today's fruit:
Faithfulness



Create

This week choose one of the ideas you wrote on your paper strip.

Each day, ask the Holy Spirit to help you practise it.

Remember, faithfulness is not about doing something big once. It is about small choices we keep making.



Give

The early believers shared what they had with people in need.

As a family, choose one thing to give this week.

You could:

- Choose a toy, book, or item of clothing to donate.
- Bake something and share it with a neighbour.
- Write a card to someone who might feel lonely.



Song for the week

Watch:

'Holy Spirit, Give Us Power to Share Jesus Every Hour' by Trueway Kids

www.youtube.com/watch?v=WEYX6V4achc

LIVING OUT FAITH

Kids Alive! Online – salvationarmy.org.uk/kidsalive

Kids Alive! The UK's only weekly Christian comic – is filled with jokes, competitions, Bible-based cartoons and much more... and is now available to read online!