

Do I have to? The Prophet Jonah

**Bible verses:**

Jonah 1:1-3,15-17;
2:7-9; 3:4-5,10; 4:1-11

**Aim:**

To explore how Jonah responded when God asked him to share his message

**Today's fruit:**

Patience



Memory verse

Then I heard the Lord's voice. He said, 'Whom can I send? Who will go for us?' So I said, 'Here I am. Send me!'

(Isaiah 6: 8 *ICB*)



Sing it

Watch:

'Shine' (Children's worship song) performed by Irish Methodist Youth and Children (2:23)

'I will Trust you God' (Pre-school worship song) by Allstars Kids Club (2:32)



Start it

Stand up, Sit down. This is a game of opposites! When you say 'Stand up', the children should sit down, and when you say 'Sit down', they must stand up! (This can be adapted using different opposite actions if required.) After the game, say that you'll be hearing about someone in the Bible who did the opposite of what God asked.

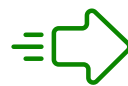


Share it

Watch this song about Jonah: 'Jonah Song' (lyrics) by Saddleback Kids 2:21

Ask:

Can you remember what God asked Jonah to do? What happened when he tried to do the opposite? How did the story finish?



Action it

Games and activities to reinforce the Bible passage:

- **Make:** There are lots of fun craft ideas available on **Pinterest**
- **Play:** Using a parachute or material to create 'waves', take it in turns to be Jonah swimming in the middle of the sea.
- **Pray:** Jonah didn't want to listen to God. Instead he did the opposite. Sometimes it's easy for us not to hear God because we are busy talking. Explain that you are going to spend a minute in silence, not talking to God, but feeling him with us and listening to him.
- **Try:** Create a blue water bin (water, blue rice, or beads) with a large fish and a plastic figure for Jonah.

Send Me! – Isaiah



Bible verses:
Isaiah 6:1-8



Aim:
To explore the poetic language and pictures found in the book of Isaiah, and to reflect on his words, 'Here I am, send me!'



Today's fruit:
Faithfulness



Memory verse

Then I heard the Lord's voice. He said, 'Whom can I send? Who will go for us?' So I said, 'Here I am. Send me!'

(Isaiah 6: 8 *ICB*)



Start it

Learn how to draw a caterpillar; watch and draw along!

Watch:

'Drawing a Caterpillar using Shapes' (preschool) by Art for Kids Hub (0:00–3:34)

Each person needs:

Paper, and a red, black and green crayon/pencil. Say that in today's Bible story we'll be thinking about pictures and messages.



Share it

Use the 'Throne' handout, or create a 'throne' using a chair and some material. Use the three key statements to describe Isaiah's vision, by saying: Isaiah was given a picture in his mind from God. In the picture there were some important things happening ...

Seraph: 'Holy, holy, holy is the Lord Almighty!'

God: 'Is there anyone that I can send with my message?'

Isaiah: 'Here I am. Send me!'

Ask:

Why might God have used pictures to talk to Isaiah? What did Isaiah say to God?



Sing it

Watch:

'Shine' (Children's worship song) performed by Irish Methodist Youth and Children (2:23)

'I will Trust you God' (Pre-school worship song) by Allstars Kids Club (2:32)




Action it

Games and activities to reinforce the Bible passage:

- **Make:** Draw a crown picture or emoji, thinking about God sitting on the throne (**How to Draw a Crown Emoji by Art for Kids Hub**)

- **Play:** If you have space, you could play hide and seek; when you're found you say, 'Here I am.' Alternatively you could hide a small toy figure (Isaiah) and hide him. When someone finds him, everyone says, 'Here I am. Send me!' He can then be hidden again.
- **Pray:** Sit around the 'throne'. Think of some words together to describe a king. Thank God for being a good King who loves his people. Ask God to help everyone listen to him, and share his love with others.
- **Try:** Splitting into threes and learning the three sentences and 'acting out' the short story.

Explore it **Light**



In the Potter's Hands – Jeremiah

**Bible verses:**

Jeremiah 18:1–6,18

**Aim:**

To explore the picture God gave Jeremiah and the response from others

**Today's fruit:**

Kindness



Memory verse

Then I heard the Lord's voice. He said, 'Whom can I send? Who will go for us?' So I said, 'Here I am. Send me!'

(Isaiah 6: 8 *ICB*)



Start it

Play follow the leader. In today's Bible story, God asked Jeremiah to follow his instructions.



Share it

Read:

This is the word the Lord spoke to Jeremiah: 'Go down to the potter's house. I will give you my message there.' So I went down to the potter's house. I saw him working at the potter's wheel. He was making a pot from clay. But something went wrong with it. So the potter used that clay to make another pot. He used his hands to shape the pot the way that he wanted it to be.

Then the Lord spoke his word to me: 'Family of Israel, can't I do the same thing with you?' says the Lord. 'You are like the clay in the potter's hands.'

(Jeremiah 18: 1-6 *ICB*)

Ask:

Why might God have wanted to be able to change what the people of Israel were doing?



Sing it

Watch:

'Shine' (Children's worship song) performed by Irish Methodist Youth and Children (2:23)

'I will Trust you God' (Pre-school worship song) by Allstars Kids Club (2:32)

Action it

Games and activities to reinforce the Bible passage:

- **Make:** Use play-dough or modelling clay to make pots. Think about how God wanted to change the shape of his people – not outwardly, but he wanted to change their hearts so they would live in a loving and obedient way.
- **Play:** Use play-dough or modelling clay to make model person representing Jeremiah.
- **Pray:** Make a pot shape by cupping your hands together in front of you and invite the group to do the same. Remember that God wanted to change people’s hearts, to fill them with love and kindness. As you hold out your hands, pray that God will help us to live with love and kindness.
- **Try:** Here’s a creative way to learn the memory verse:
Isaiah 6:8 ‘Here I Am, Send Me’ by Victory Kids Music (3:14)

How have you loved us? – Malachi



Bible verses:
Malachi 1:1-2



Aim:
To think about what Malachi
had to share, and how he did it



Today's fruit:
Love



Memory verse

Then I heard the Lord's voice. He said,
'Whom can I send? Who will go for us?' So
I said, 'Here I am. Send me!'

(Isaiah 6: 8 *ICB*)

Say:

Malachi had a message of love from God. In Malachi's message God says, 'I love you' and the people reply – how? What are the ways God shows us he loves us? Have a heart shape cut out or drawn on paper and add all the different ideas on to the heart.



Start it

Explain that the people we've been learning about – Jonah, Isaiah, Jeremiah, and today Malachi – are all prophets, which means they were people that God gave a special message to tell people. Here's a video that helps to show us.

Watch:

The Amazing Messages of Bible Prophets
(Bible Stories for Kids) by Minno – Bible
Stories for Kids (0:00-1:54)



Sing it

Watch:

'Shine' (Children's worship song)
performed by Irish Methodist Youth and
Children (2:23)

'I will Trust you God' (Pre-school worship
song) by Allstars Kids Club (2:32)




Share it

Using the Bible, read Malachi 1:1-2 (use appropriate translation or language which can be easily understood).

Ask:

What does love look like? (How do we know when someone loves us?)



Action it

Games and activities to reinforce the Bible passage:

- **Make:** Decorate pieces of paper, then roll them up to create a megaphone – a cone which has a small hole at one end and a large hole at the other. Talk together about the four people (Jonah, Malachi, Isaiah and Jeremiah) who all had important messages from God to share. Think about what you could tell other people about

God. Take it in turns saying your special message into your megaphone!

- **Play:** Provide some different activities that can be done in pairs, eg 'Snap' card game / jigsaw puzzle etc. Ask the pairs to think about how they can show God's love to the other person while they play together.
- **Pray:** Use this gentle song to listen to as your prayer time. Before the song, invite the children to make themselves comfortable. They might choose to close

their eyes, or put their hands out in front of them with their palms up as a sign to God that they want him to speak to them. **'God is So Good' (Lyric video)** by Hillsong Kids (2:38)

- **Try:** Malachi means 'my messenger'. Go around the group and find out if anyone knows the meaning of their name (before the session find the meanings of the group's names). Ask if they think the meaning describes them well.